



Information Provided By

O&M Manager: Luis Melchor
 Operations Supervisor: Greg Dunn
 Maintenance Supervisor: Andrew Klein
 Administration Services Technician: Renee Van Dyk

**Operations and Maintenance Report
 May 2022**

Operations Department

Wastewater Treatment Division

Influent Totals	
Total	3.45
High	.15
Low	.08
Average	.11

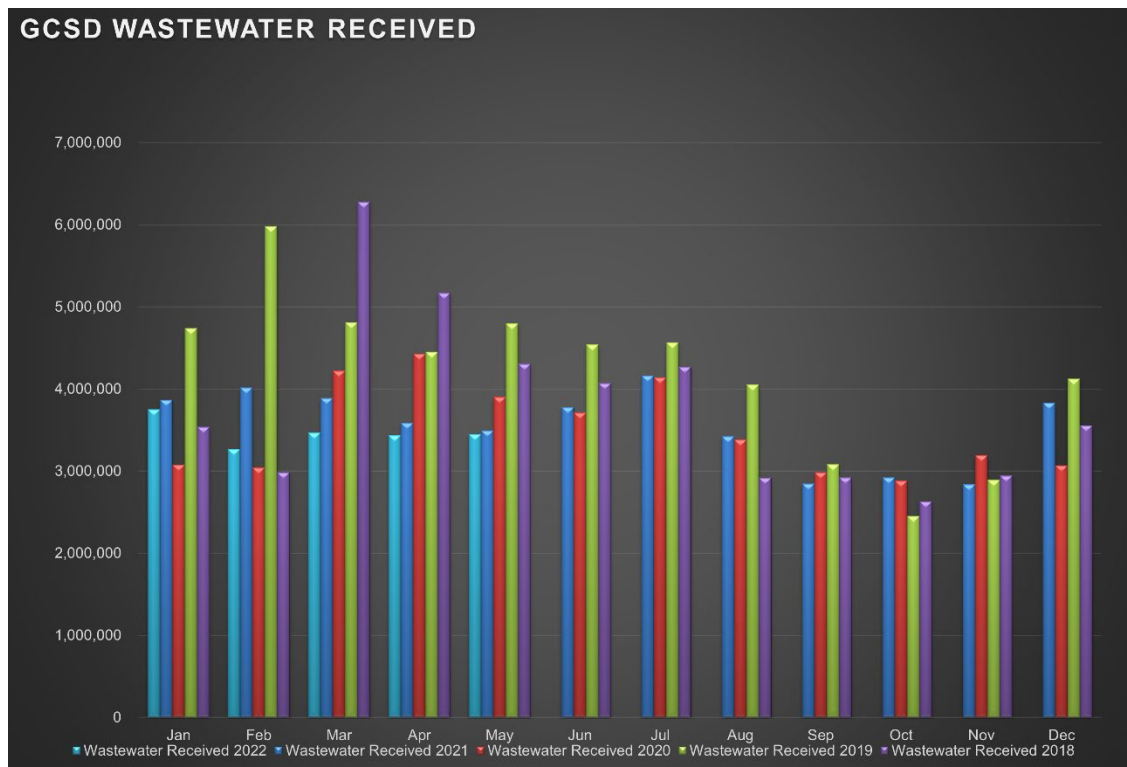
Effluent Totals	
Total	3.63
High	0.16
Low	0.09
Average	0.12

Reclamation Totals	
PML	
Spray Fields	
PML Season Total	
Spray Field Season Total	

Wasting Totals	
Total Inches	187
Total Pounds	3727
Active Accounts	1562

STP Rainfall Totals by Year During Current Month (Inches)					
Season	2022	2021	2020	2019	2018
	24.20	0.07	0.00	1.97	7.90
High	High 0.07	High 0.00	High 1.23	High 1.88	High 0.45

Charted Historical Monthly Influent Totals



Wastewater Treatment Division

Routine Tasks

- Took weekly Bac-Ts and BOD of the Chlorine Contact Chamber (CCC) and sent into Alpha Lab for testing
- Completed monthly Wastewater Report and sent to the State Water Resources Control Board
- Completed daily rounds and Lab

Water Treatment Division

Routine Tasks

- Submitted monthly Water Treatment Report to State Water Resources Control Board
- Submitted monthly Conservation Report to State Water Boards
- Performed weekly checks and calibrations on all analyzers at 2G, BC, and AWS
- Performed monthly UV calibrations at 2G and BC
- Took weekly Treatment Plant samples and sent them into Alpha Lab
- Monitored/sampled Distribution Tanks as needed

Maintenance Department

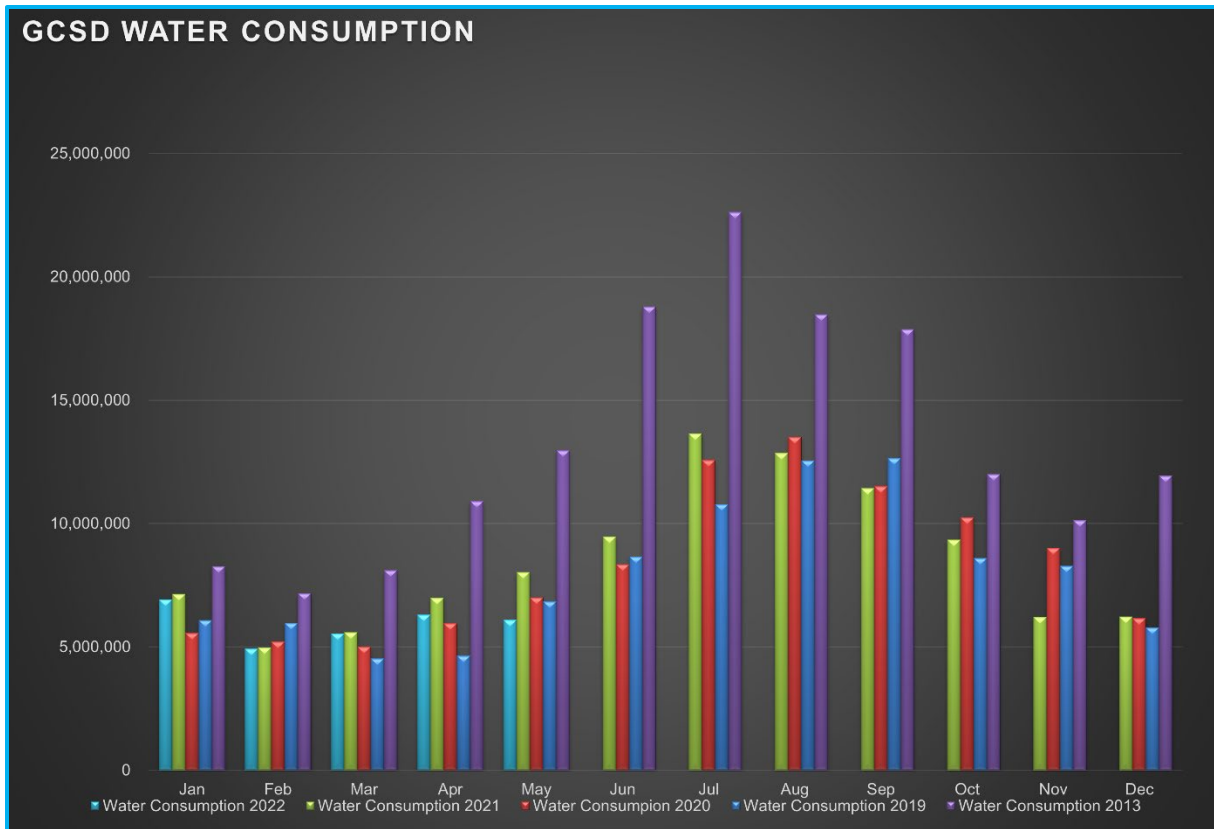
Water Distribution System Division

Meter Related Services	Total
Check / Repair Meters	3
Water Meters Installed	0
Monthly Meter Restrictions	0
Meter Changeouts	0
Tenant Final Reads	8
Re-Reads	8
Meter Turn-Offs	1
Meter Turn-Ons	1
Meter Tests	1
Total Meter Related Issues	22

Billed Consumption (Gallons)	2022	2021	2020
Residential	6,090,772	6,987,117	5,961,500
Commercial	420,166	367,224	N/A
Total	6,510,928	7,354,341	5,961,500

Active Accounts	3258
------------------------	------

Charted Historical Monthly Water Consumption



Water Distribution System Division

Maintenance and Repair Data

Description	Total
Water Main Leaks / Repairs	1
Water Service Line Leaks / Repairs	1
Fire Hydrant Repairs / Replacements	0
Number of Hydrants Flushed	10
Number of Dead-Ends Flushed	5
Water Valves Exercised	2
GIS Points	3


Description	Gallons
Flushing for Water Quality	12,800
Water Loss Due to Leaks / Breaks	3,500

After-Hours Calls (Hours)				
Water	Sewer	Park	Other	Total
4	20	0	1	25


Maintenance and Repair

- **Routine Tasks**
 - Read all District Water Meters
 - Customer Service Calls (Low / High Pressures, No Water, Turn-Ons / Turn-Offs, Etc.)
 - Underground Service Alert (USA) Utility Marking Program
 - Weekly Pump Station Inspections at Tank 2, Tank 4, Tank 5 (Buildings, Tanks, Motors, Pumps, Drives, Communications, Generators, and Auxiliary Equipment)
- **Tanks and Pump Stations**
- **Distribution System**
 - Dead-End flushing for Units: Merrell Rd area
 - Inspect Big Creek transmission line (~5100')
 - Repaired broken main caused by roots at contractor dig site @ 18841 Main St
 - Repaired water service line break caused by contractor at 11120 Merrell Rd
 - Rebuilt 3 ARV's (air relief valves) on 2G transmission main near Old 120
 - Meter washer replacements to repair leaks at U4/L395

Water break – Main St – At contractor work site



Water Service Line Break – 11120 Merrell Rd



Wastewater Collection System Division

Description	Total
Manholes Inspected	129
GIS Points	140
Customer Complaint	1
Odor Complaints	0

Description	Total
Flushing/Jetting (Feet)	2650
Video Inspection (Feet)	65

Description	Total
Sanitary Sewer Spills (SSO)	0
SSO Gallons Spilled	0

Maintenance and Repair

- **Routine Tasks**
 - Weekly lift station site inspections
 - Added degreaser and odor control to lift stations
- **Lift Stations**
 - Cleaned: LS1, LS2, LS2, LS4
 - Weed maintenance and general site cleanup at LS14 and LS10
- **Collection System**
 - Installed air scrubber (odor filter) units at LS 7 and LS8
 - Inspected Manholes: Twin Pines Easement, Bass Pond
 - Flushed/Jetted gravity sewer line areas (See data above):
 - GIS Manholes (see data above): LS7, LS12, LS13, LS14
 - MH Root removal U4/L85, Dunn Ct
 - Treated problem grease mainlines with caustic soda
 - Line testing (Power) at LS10 and LS11

Parks Division

Maintenance and Repair

- **Mary Laveroni Community Park**
 - Landscape Maintenance
 - Install sunshade over stage seating area.
 - Inspection/maintenance before memorial service
 - Movies in the Park
- **Ballfield & Dog Park**
 - GIS sprinkler head location and cap for grading of ballfield

General Maintenance Division

Maintenance By Department

- **Operations Department**

- 2G Water Treatment Plant
 - Remove chlorine pump and send in for factory rebuild
- Big Creek Water Treatment Plant
 - Installed lime mixer with modified design of motor bracket and new splash guard
 - Weed maintenance
- AWS
- STP

- **Maintenance Department**

- Equipment
- Vehicles
 - 781: Removed and Replaced pressure switch. Perform exhaust clean testing.
 - 986: Perform exhaust clean
 - 987: Test, diagnose, and repair leaking valves and prepared truck for annual Pump and Valve testing. Testing completed 04/26/2022.
 - 783: Pump repaired at Hi Tech
 - 10520: Rebuilt fenders on car trailer
 - 50817: Repair motor mounts and replace boost tube boots
 - 40403: Diagnose faulty transmission. Needs replacement
- Buildings & Yard
 - General yard cleanliness.
 - Replace eyewash station at maintenance shop
 - Complete caulking of flume
 - Begin Res 2 Weed maintenance
 - Installed door in Admin building

Contracted Work

- CS Mobile
 - Large vehicle smoke testing

Workplace Safety and Training

- Confined space training/C & D crew
- Routine Safety Meetings
 - 1) Daily Tailgate Meetings
 - 2) Weekly Safety Meetings
 - 3) Weekly Security Checks
 - 4) Weekly Vehicle Inspection