

GROVELAND COMMUNITY SERVICES DISTRICT



2015 URBAN WATER MANAGEMENT PLAN

July 2016

Prepared by:



TABLE OF CONTENTS

CHAPTER 1	INTRODUCTION AND OVERVIEW	1
1.1.	Background and Purpose	1
1.2.	Urban Water Management Planning ant the California Water Code.....	1
1.2.1.	Urban Water Management Planning Act of 1983	1
1.2.2.	Applicable changes to the Water Code since 2010	2
1.2.3.	Water Conservation Act of 2009 (SB X7-7)	3
1.3.	Urban Water Management Plan in Relation to Other Planning Efforts	3
1.4.	UWMP Organization	3
CHAPTER 2	PLAN PREPARATION.....	5
2.1.	Introduction	5
2.2.	Basis for Preparing a Plan	5
2.2.1.	Public Water Systems.....	6
2.2.2.	Agencies Serving Multiple Service Areas/Public Water Systems.....	6
2.3.	Individual or Regional Planning and Compliance.....	7
2.4.	Fiscal or Calendar Year and Units of Measure	7
2.4.1.	Fiscal or Calendar Year	7
2.4.2.	Reporting Complete 2015 Data	7
2.4.3.	Units of Measure.....	7
2.5.	Coordination and Outreach	8
2.5.1.	Wholesale and Retail Coordination	8
2.5.2.	Coordination with Other Agencies and the Community.....	9
2.5.3.	Notice to Cities and Counties.....	9
CHAPTER 3	SYSTEM DESCRIPTION	10
3.1.	General Description	10
3.2.	Service Area Maps.....	10
3.3.	Service Area Climate	11
3.4.	Service Area Population	12
CHAPTER 4	SYSTEM WATER USE.....	13
4.1.	Introduction	13

4.2.	Recycled versus Potable and Raw Water Demand	13
4.3.	Water Use by Sector	13
4.4.	Distribution System Losses	15
4.5.	Future Water Savings.....	15
4.6.	Water Use for Lower Income Households.....	16
4.7.	Climate Change	17
CHAPTER 5	BASELINES AND TARGETS	19
5.1.	Introduction	19
5.2.	Updating Calculations from 2010 UWMP	19
5.2.1.	Target Method	19
5.2.2.	SBX7-7 Verification Form	20
5.3.	Baseline Periods.....	21
5.3.1.	Determination of the 10-15 Year Baseline Period (Baseline)	21
5.3.2.	Determination of the 5 Year Baseline (Target Confirmation).....	21
5.4.	Service Area Population.....	22
5.4.1.	Population Methodology	22
5.5.	Gross Water Use	23
5.6.	Baseline Daily per Capita Water Use	25
5.7.	2015 and 2020 Targets.....	26
5.7.1.	Target Method	27
5.7.2.	Target Confirmation – Use of 5 Year Baseline	27
5.7.3.	2015 Interim Urban Water Use Target	27
5.7.4.	Baselines and Targets Summary	28
5.8.	2015 Compliance Daily per Capita Water Use	28
5.8.1.	Meeting the 2015 Target	28
5.8.2.	Adjustments to Gross Water Use.....	28
CHAPTER 6	SYSTEM SUPPLIES.....	30
6.1.	Purchased Water.....	30
6.2.	Groundwater.....	30
6.3.	Surface Water	30
6.3.1.	Existing Water Treatment	31

6.4.	Stormwater	31
6.5.	Wastewater and Recycled Water	31
6.5.1.	Recycled Water Coordination	31
6.5.2.	Wastewater Collection, Treatment, and Disposal	32
6.5.3.	Recycled Water System.....	36
6.5.4.	Recycled Water Beneficial Uses	36
6.5.5.	Actions to Encourage and Optimize Future Recycled Water Use.....	39
6.6.	Desalinated Water Opportunities.....	40
6.7.	Exchanges or Transfers	40
6.8.	Future Water Projects.....	41
6.9.	Summary of Existing and Planned Sources	42
6.10.	Climate Change Impacts to Supply	45
CHAPTER 7	WATER SUPPLY RELIABILITY ASSESSMENT	46
7.1.	Introduction	46
7.2.	Constraints on Water Sources	46
7.2.1.	Water Quality.....	46
7.2.2.	Climatic Changes	46
7.2.3.	Legal Constraints.....	47
7.3.	Reliability by Type of Year.....	47
7.4.	Supply and Demand Assessment	48
7.4.1.	Normal Year	48
7.4.2.	Single Dry Year	49
7.4.3.	Multiple Dry year	49
7.5.	Regional Supply Reliability	50
CHAPTER 8	WATER SHORTAGE CONTINGENCY PLANNING	51
8.1.	Introduction	51
8.2.	Phases of Action.....	52
8.3.	Prohibitions on End Uses	55
8.3.1.	Landscape Irrigation.....	56
8.3.2.	Commercial, Industrial, Institutional (CII).....	57
8.3.3.	Water Features and Swimming Pools	57

8.3.4.	Defining Water Features	57
8.4.	Penalties, Charges, Other Enforcement of Prohibitions	57
8.5.	Consumption Reduction Methods	58
8.5.1.	Categories of Consumption Reduction Methods.....	58
8.5.2.	Rate Structures.....	59
8.6.	Determining Reductions	60
8.7.	Revenue and Expenditure Impacts	60
8.8.	Resolution or Ordinance	60
8.9.	Catastrophic Supply Interruption.....	61
8.9.1.	Flooding.....	61
8.9.2.	Major Fire Emergencies	62
8.9.3.	Regional Power Outage.....	62
8.9.4.	Earthquake	62
8.9.5.	Water Contamination or Acts of Sabotage	62
8.9.6.	Emergency Actions.....	63
8.10.	Minimum Supply Next Three Years.....	63
CHAPTER 9	DEMAND MANAGEMENT MEASURES.....	65
9.1.	Introduction	65
9.2.	Demand Management Measures for Retail Agencies	65
9.2.1.	Water Waste Prevention Ordinance.....	66
9.2.2.	Metering.....	66
9.2.3.	Conservation Pricing	67
9.2.4.	Public Education and Outreach.....	67
9.2.5.	Programs to Assess and Manage Distribution System Real Loss	67
9.2.6.	Water Conservation Program Coordination and Staffing Support	67
9.2.7.	Other Demand Management Measures	68
9.3.	Implementation over the Past Five Years	68
9.4.	Planned Implementation to Meet Water Use Targets	69
9.5.	Members of the California Urban Water Conservation Council	70
CHAPTER 10	PLAN ADOPTION, SUBMITTAL, AND IMPLEMENTATION	71
10.1.	Inclusion of all 2015 Data.....	71

10.2.	Notice of Public Hearing	71
10.2.1.	Notice to Cities and Counties.....	71
10.2.2.	Notice to the Public.....	71
10.3.	Public Hearing and Adoption	72
10.3.1.	Adoption	72
10.4.	Plan Submittal.....	73
10.4.1.	Submitting a UWMP to DWR	73
10.4.2.	Submitting UWMP to the California State Library.....	73
10.4.3.	Submitting UWMP to the Cities and Counties.....	73
10.5.	Public Availability	73
10.6.	Amending an Adopted Plan	74
Appendix A URBAN WATER MANAGEMENT PLAN ACT		
Appendix B WATER CONSERVATION ACT (SB X7-7)		
Appendix C NOTIFICATION LETTERS		
Appendix D SERVICE AREA MAP		
Appendix E SB X7-7 VERIFICATION FORM		
Appendix F AGREEMENT WITH SFPUC		
Appendix G WATER EXCHANGE AGREEMENT BETWEEN SFPUC AND TID		
Appendix H WATER ORDINANCE		
Appendix I NOTICE OF PUBLIC HEARING (not included in this Draft Version)		
Appendix J ADOPTING RESOLUTION (not included in this Draft Version)		
Appendix K UWMP COMPLETION CHECKLIST		

List of Tables

Table 1-1 Changes to the CWC since 2010	2
Table 2-1 Public Water Systems (Standard Table 2-1).....	6
Table 2-2 Plan Identification (Standard Table 2-2)	7
Table 2-3 Agency Identification (Standard Table 2-3)	8
Table 2-4 Water Supplier Information Exchange (Standard Table 2-4).....	9
Table 3-1 Climate Data.....	11
Table 3-2 US Census Population and Observed Annual Growth	12

Table 3-3 Population - Current and Projected ⁽¹⁾ (Standard Table 3-1).....	12
Table 4-1 Retail: Demands for Potable and Raw Water – Actual (Standard Table 4-1)	14
Table 4-2 Projected Number of Connections by User Type.....	14
Table 4-3 Retail: Demands for Potable and Raw Water - Projected (Standard Table 4-2).....	14
Table 4-4 Retail: Total Water Demands (Standard Table 4-3)	14
Table 4-5 12 Month Water Loss Audit Reporting (Standard Table 4-4)	15
Table 4-6 Inclusion in Water Use Projections (Standard Table 4-5)	17
Table 5-1 Service Area Population (SB X7-7 Table 3).....	23
Table 5-2 Annual Gross Water Use (SB X7-7 Table 4).....	24
Table 5-3 Gallons Per Capita Per Day GPCD (SB X7-7 Table 5)	25
Table 5-4 Summary of baselines and current consumption (SB X7-7 Table 6).....	26
Table 5-5 Target Method 1 20% Reduction (SB X7-7 Table 7-A)	27
Table 5-6 Confirm Minimum Reduction for 2020 Target (SB X7-7 Table 7-F)	27
Table 5-7 2015 Interim Target GPCD (SB X7-7 Table 8).....	28
Table 5-8 Baselines and Targets Summary (Standard Table 5-1)	28
Table 5-9 2015 Compliance (Standard Table 5-2).....	29
Table 6-1 Wastewater Collected Within Service Area in 2015 (Standard Table 6-2)	34
Table 6-2 Wastewater Treatment and Discharge Within Service Area in 2015 (Standard Table 6-3)	35
Table 6-3 Current and Projected Recycled Water Direct Beneficial Uses Within Service Area (Standard Table 6-4) 38	
Table 6-4 2010 UWMP Recycled Water Use Projection Compared to 2015 Actual (Standard Table 6-5) .	39
Table 6-5 Methods to Expand Future Recycled Water Use (Standard Table 6-6)	40
Table 6-6 Expected Future Water Supply Projects or Programs (Standard Table 6-7).....	41
Table 6-7 Water Supplies (Standard Table 6-8)	43
Table 6-8 Water Supplies — Projected (Standard Table 6-9)	44
Table 7-1 Basis of Water Year Data (Standard Table 7-1).....	48
Table 7-2 Normal Year Supply and Demand Comparison (Standard Table 7-2).....	49
Table 7-3 Single Dry Year Supply and Demand Comparison (Standard Table 7-3).....	49
Table 7-4 Multiple Dry Years Supply and Demand Comparison (Standard Table 7-4)	49
Table 8-1 Phases of Water Shortage Contingency Plan (Standard Table 8-1).....	54
Table 8-2 Restrictions and Prohibitions on End Uses (Standard Table 8-2).....	55

Table 8-3 Phases of Water Shortage Contingency Plan - Consumption Reduction Methods (Standard Table 8-3)	58
Table 8-4 - Emergency Actions from Emergency Response Plan.....	63
Table 8-5 Minimum Supply Next Three Years (Standard Table 8-4).....	64
Table 10-1 Notification to Cities and Counties (Standard Table 10-1)	73

ABBREVIATIONS

AF	Acre-Feet
AWS	Alternative Water Supply
CASGEM	California Statewide Groundwater Elevation Monitoring
CWC	California Water Code
District	Groveland Community Services District
DWR	Department of Water Resources
GAL	Gallons
GCSD	Groveland Community Services District
GPM	Gallons per Minute
CCF	hundred cubic feet
MG	Million Gallons
MGD	Million Gallons per Day
MG/L	Milligrams per liter
MF	Microfiltration
ml/l-hr	Milliliter per liter hour
MID	Modesto Irrigation District
PML	Pine Mountain Lake
PMLA	Pine Mountain Lake Association
PWS	Public Water System
SFPUC	San Francisco Public Utilities Commission
TID	Turlock Irrigation District
UWMP	Urban Water Management Plan
UWMPA	Urban Water Management Plan Act

CHAPTER 1 INTRODUCTION AND OVERVIEW

1.1. Background and Purpose

The California Water Code requires all urban water suppliers within the state to prepare and adopt Urban Water Management Plans (UWMP) for submission to the California Department of Water Resources (DWR). The UWMPs must be updated every five years and satisfy the requirements of the Urban Water Management Planning Act of 1983 including amendments that have been made to the Act. The UWMPA requires urban water suppliers servicing 3,000 or more connections, or supplying more than 3,000 acre feet (AF) of water annually, to prepare an UWMP.

The purpose of the UWMP is to maintain efficient use of urban water supplies, continue to promote conservation programs and policies, ensure that sufficient water supplies are available for future beneficial use, and provide a mechanism for response during water drought conditions. This report, which was prepared in compliance with the California Water Code, and as set forth in the guidelines and format established by the DWR, is the Groveland Community Services District (GCSD) 2015 UWMP.

1.2. Urban Water Management Planning ant the California Water Code

Water planning is an essential function of water suppliers, but is critical as California grapples with ongoing drought and expected long-term climate changes. Prior to the adoption of the Urban Water Management Planning Act (UWMPA), there were no specific requirements that water agencies conduct long-term resource planning. While many water agencies had conducted long-term water supply and resource planning prior to the Act, those who had not were left vulnerable to supply disruptions during dry periods or catastrophic events.

1.2.1. Urban Water Management Planning Act of 1983

In 1983, State Assembly Bill (AB) 797 modified the California Water Code Division 6, by creating the UWMPA. Several amendments to the original UWMPA, which were introduced since 1983, have increased the data requirements and planning elements to be included in 2015 UWMP.

Initial amendments to the UWMPA required that total projected water use be compared to water supply sources over the next 20 years, in 5-year increments. Recent DWR guidelines also suggest projecting through a 25-year planning horizon to maintain a 20-year timeframe until the next UWMP update has been completed and for use in developing Water Supply Assessments.

Other amendments require that UWMPs include provisions for recycled water use, demand management measures, and a water shortage contingency plan, set forth therein. Recycled water was added in the reporting requirements for water usage and figures prominently in the requirements for evaluation of alternative water supplies, when future projections predict the need for additional water supplies. Each urban water purveyor must coordinate the preparation of the water shortage contingency plan with other urban water purveyors in the area, to the extent practicable. Each water supplier must also describe their water demand management measures that are being implemented, or scheduled for implementation.

In addition to the UWMPA and its amendments, there are several other regulations that are related to the content of the UWMP. In summary, the key relevant regulations are:

- ❖ AB 1420: Requires implementation of demand management measures (DMMs)/best management practices (BMPs) and meeting the 20 percent reduction by 2020 targets (mandated by SBx7-7) to qualify for water management grants or loans.
- ❖ AB 1465: Requires water suppliers to describe opportunities related to recycled water use and stormwater recapture to offset potable water use.
- ❖ Amendments Senate Bill (SB) 610 (Costa, 2001), and SB 221 (Daucher, 2001), which became effective beginning January 1, 2002, require counties and cities to consider information relating to the availability of water to supply new large developments by mandating the preparation of further water supply planning (Daucher) and Water Supply Assessments (Costa).
- ❖ SB 1087: Requires water suppliers to report single family residential (SFR) and multifamily residential (MFR) projected water use for planned lower income units separately.
- ❖ Amendment SB 318 (Alpert, 2004) requires the UWMP to describe the opportunities for development of desalinated water, including but not limited to, ocean water, brackish water, and groundwater, as long-term supply.
- ❖ AB 105 (Wiggins, 2004) requires urban water suppliers to submit their UWMPs to the California State Library.
- ❖ SBx7-7: Requires development and use of new methodologies for reporting population growth estimates, base per capita use, and water conservation. This water bill also extended the 2010 UWMP adoption deadline for retail agencies to July 1, 2011.

The UWMPA is included for reference in Appendix A.

1.2.2. Applicable changes to the Water Code since 2010

Table 1-1 provides a summary of the changes to the California Water Code (CWC) since 2010:

Table 1-1 Changes to the CWC since 2010			
Topic	CWC Section	Legislative Bill	Summary
Demand Management Measures	10631 (f)(1) and (2)	AB 2067 Weber 2014	Requires water suppliers to provide narratives describing their water demand management measures, as provided. Requires retail water suppliers to address the nature and extent of each water demand management measure implemented over the past 5 years and describe the water demand management measures that the supplier plans to implement to achieve its water use targets.
Submittal Date	10621 (d)	AB 2067 Weber 2014	Requires each urban water supplier to submit its 2015 plan to the Department of Water Resources by July 1, 2016.

Table 1-1 Changes to the CWC since 2010			
Topic	CWC Section	Legislative Bill	Summary
Submittal Format	10644 (a) (2)	SB 1420 Wolk 2014	Requires the plan, or amendments to the plan, to be submitted electronically to the department.
Standardized Forms	10644 (a) (2)	SB 1420 Wolk 2014	Requires the plan, or amendments to the plan, to include any standardized forms, tables, or displays specified by the department.
Water Loss	10631 (e) (1) (J) and (e) (3) (A) and (B)	SB 1420 Wolk 2014	Requires a plan to quantify and report on distribution system water loss.

1.2.3. Water Conservation Act of 2009 (SB X7-7)

The Water Conservation Act of 2009 required retail urban water suppliers to report in their UWMPs their Base Daily per Capita Water Use (Baseline GPCD), 2015 Interim Urban Water Use Target, 2020 Urban Water Use Target, and Compliance Daily per Capita Water Use. These terms are defined in Methodologies for Calculating Baseline and Compliance Urban Per Capita Water Use, DWR 2011 (Methodologies) consistent with SB X7-7 requirements.

Beginning in 2016, retail water suppliers are required to comply with the water conservation requirements in SB X7-7 in order to be eligible for State water grants or loans. The complete text of the Water Conservation Act is in Appendix B. Retail water agencies are required to set targets and track progress toward decreasing daily per capita urban water use in their service area, which will assist the State in meeting its 20 percent reduction goal by 2020.

1.3. Urban Water Management Plan in Relation to Other Planning Efforts

Urban suppliers provide information on water management specific to their service areas. However, water management does not happen in isolation; there are other planning processes that integrate with the UWMP to accomplish urban planning. Some of these plans include District and county General Plans, Water Master Plans, Recycled Water Master Plans, integrated resource plans, Integrated Regional Water Management Plans, Groundwater Management Plans, and others.

1.4. UWMP Organization

This 2015 UWMP has been organized following the DWR’s recommended outline. The following is a description of the Chapters and a brief description of the content in each Chapter:

- ❖ **Chapter 1 - Introduction and Overview:** This introductory chapter provides a discussion on the importance and extent of GCSD’s water management planning efforts.

- ❖ **Chapter 2 - Plan Preparation:** This chapter provides information on the process followed for developing the UWMP, including efforts in coordination and outreach.
- ❖ **Chapter 3 - System Description:** This chapter includes maps of the service area, a description of the service area and climate, the Public Water System, and GCSD’s organizational structure and history.
- ❖ **Chapter 4 - System Water Use:** This chapter describes and quantifies the current and projected water uses within GCSD’s service area.
- ❖ **Chapter 5 - Baselines and Targets:** This chapter describes the method used for calculating the baseline and target water consumption. This chapter also demonstrates that GCSD has achieved the 2015 interim water use target, and GCSD’s plans for achieving the 2020 water use target.
- ❖ **Chapter 6 - System Supplies:** This chapter describes and quantifies the current and projected sources of water available to the agency. This chapter also includes a description and quantification of potential recycled water uses and supply availability.
- ❖ **Chapter 7 - Water Supply Reliability:** This chapter describes the reliability of GCSD’s water supply and project the reliability out 20 years. This description is provided for normal, single dry years and multiple dry years.
- ❖ **Chapter 8 - Water Shortage Contingency Planning:** This chapter provides GCSD’s staged plan for dealing with water shortages, including a catastrophic supply interruption.
- ❖ **Chapter 9 - Demand Management Measures:** This chapter communicates GCSD’s efforts to promote conservation and to reduce demand and specifically addresses several demand management measures.
- ❖ **Chapter 10 - Plan Adoption, Submittal, and Implementation:** This chapter describes the steps taken to adopt and submit the UWMP and to make it publicly available. This chapter also includes a discussion of GCSD’s plan to implement the UWMP.

CHAPTER 2 PLAN PREPARATION

2.1. Introduction

This chapter provides the basis for preparing the 2015 UWMP and describes the various levels of regional coordination that GCSD has employed. It also describes the reporting period and the units of measure used by GCSD to report water volumes throughout the 2015 UWMP.

Finally, this chapter also provides a description of the coordination and outreach efforts followed in the preparation of the 2015 UWMP. Coordination and outreach are key elements to developing a useful and accurate UWMP.

2.2. Basis for Preparing a Plan

CWC 10617

“Urban water supplier” means a supplier, either publicly or privately owned, providing water for municipal purposes either directly or indirectly to more than 3,000 customers or supplying more than 3,000 acre-feet of water annually. An urban water supplier includes a supplier or contractor for water, regardless of the basis of right, which distributes or sells for ultimate resale to customers. This part applies only to water supplied from public water systems...

CWC 10620 (b)

Every person that becomes an urban water supplier shall adopt an urban water management plan within one year after it has become an urban water supplier.

CWC 10621

- (a) Each urban water supplier shall update its plan at least once every five years on or before December 31, in years ending in five and zero, except as provided in section (d).*
- (d) Each urban water supplier shall update and submit its 2015 plan to the department by July 1, 2016.*

The Groveland Community Services District (GCSD) supplies water for municipal purposes to its estimated present population of 3,147 through a total of number of 3,230 service connections. Thus, GCSD is classified as an “urban water supplier” as defined in Section 10617 of the CWC. In accordance with the CWC, as an urban water supplier, GCSD is required to update its urban water management plan every five years. In 2010, GCSD submitted a UWMP to the Department of Water Resources (DWR). This 2015 UWMP will be the second UWMP submitted by GCSD.

2.2.1. Public Water Systems

CWC 10644

(a)(2) The plan, or amendments to the plan, submitted to the department ... shall include any standardized forms, tables, or displays specified by the department.

CWC 10608.52

(a) The department, in consultation with the board, the California Bay-Delta Authority or its successor agency, the State Department of Public Health, and the Public Utilities Commission, shall develop a single standardized water use reporting form to meet the water use information needs of each agency, including the needs of urban water suppliers that elect to determine and report progress toward achieving targets on a regional basis as provided in subdivision (a) of Section 10608.28.

(b) At a minimum, the form shall be developed to accommodate information sufficient to assess an urban water supplier’s compliance with conservation targets pursuant to Section 10608.24... The form shall accommodate reporting by urban water suppliers on an individual or regional basis as provided in subdivision (a) of Section 10608.28.

California Health and Safety Code 116275 (h)

“Public Water System” means a system for the provision of water for human consumption through pipes or other constructed conveyances that has 15 or more service connections or regularly serves at least 25 individuals daily at least 60 days out of the year.

GCSD owns and operates a public water system (PWS#5510009) that is regulated by the State Water Resources Control Board, Division of Drinking Water (SWRCB-DDW). The SWCRB-DDW requires reporting on public water systems.

GCSD files electronic Annual Reports to the Drinking Water Program (eARDWP) to the Board, which include annual reports of water usage and other information. The information provided in this UWMP is consistent with the data reported in the eARDWP.

2.2.2. Agencies Serving Multiple Service Areas/Public Water Systems

GCSD serves only one PWS. Information about that PWS is shown below in Table 2-1.

Table 2-1 Public Water Systems (Standard Table 2-1)			
Public Water System Number	Public Water System Name	Number of Municipal Connections 2015	Volume of Water Supplied in 2015 (MG)
CA551009	Groveland Community Services District	3,230	87

2.3. Individual or Regional Planning and Compliance

GCSD is the only urban water supplier in the area and a regional planning processes seemed unfeasible. While regional reporting is an option in the future, GCSD has chosen Individual Reporting for this 2015 UWMP.

GCSD is a member of the Tuolumne-Stanislaus Integrated Regional Water Management Plan (TS-IRWMP). As a member of TS-IRWMP GCSD anticipates a much greater coordination with other regional water suppliers and users in the near future.

GCSD has developed this 2015 UWMP covering only its agency service area and addressing all requirements of the Water Code. Table 2-2 shows that GCSD has developed an individual UWMP.

Table 2-2 Plan Identification (Standard Table 2-2)	
<input checked="" type="checkbox"/>	Individual UWMP
<input type="checkbox"/>	Regional UWMP (RUWMP)
	Select One:
<input type="checkbox"/>	RUWMP includes a Regional Alliance
<input type="checkbox"/>	RUWMP does not include a Regional Alliance

2.4. Fiscal or Calendar Year and Units of Measure

CWC 1608.20

(a)(1) Urban retail water suppliers...may determine the targets on a fiscal year or calendar year basis.

2.4.1. Fiscal or Calendar Year

Water suppliers may report on either a fiscal or calendar year basis. DWR prefers that agencies report on a calendar year basis in order to ensure UWMP data is consistent with data submitted to other reports to the State. GCSD is reporting on a calendar year basis. All data included in this 2015 UWMP is consistent with the calendar year basis.

2.4.2. Reporting Complete 2015 Data

The 2015 UWMPs are required to include the water use and planning data for the entire calendar year of 2015, if an agency is reporting on a calendar year basis. This 2015 UWMP contains information for the entire 2015 year.

2.4.3. Units of Measure

Water agencies use various units of measure when reporting water volumes, such as acre-feet (AF), million gallons (MG), or hundred cubic feet (CCF). Agencies may report volumes of water in any of these units, but must maintain consistency throughout the UWMP. GCSD is reporting water volumes in million

gallons (MG). Table 2-3 shows the type of agency, type of reporting year, and the units of measurement used throughout the 2015 UWMP.

Table 2-3 Agency Identification (Standard Table 2-3)	
Type of Agency	
<input type="checkbox"/>	Agency is a wholesaler
<input checked="" type="checkbox"/>	Agency is a retailer
Fiscal or Calendar Year	
<input checked="" type="checkbox"/>	UWMP Tables Are in Calendar Years
<input type="checkbox"/>	UWMP Tables Are in Fiscal Years
If Using Fiscal Years Provide Month and Day that the Fiscal Year Begins (dd/mm)	
NA	
Units of Measure Used in UWMP	
Unit	Million Gallons (MG)
NOTES:	

2.5. Coordination and Outreach

CWC 10631

(j) An urban water supplier that relies upon a wholesale agency for a source of water shall provide the wholesale agency with water use projections from that agency for that source of water in five-year increments to 20 years or as far as data is available. The wholesale agency shall provide information to the urban water supplier for inclusion in the urban water supplier’s plan that identifies and quantifies, to the extent practicable, the existing and planned sources of water as required by subdivision (b), available from the wholesale agency to the urban water supplier over the same five-year increments, and during various water-year types in accordance with subdivision (c). An urban water supplier may rely upon water supply information provided by the wholesale agency in fulfilling the plan informational requirements of subdivisions (b) and (c).

2.5.1. Wholesale and Retail Coordination

When a water supplier relies upon a wholesale agency for a water supply, both suppliers are required to provide each other with information regarding projected water supply and demand. The projections should be consistent with each agency’s supply and demand projections.

GCSD receives water from the San Francisco Public Utilities Commission. GCSD provides SFPUC the water demand projections and has provided SFPUC with a copy of the Draft 2015 UWMP for review and comment. Standard Table 2-4 is included below indicating that GCSD has informed SFPUC of projected water use in accordance with CWC 10631.

Table 2-4 Water Supplier Information Exchange (Standard Table 2-4)

The retail supplier has informed the following wholesale supplier(s) of projected water use in accordance with CWC 10631.

Wholesale Water Supplier Name

San Francisco Public Utilities Commission

2.5.2. Coordination with Other Agencies and the Community

CWC 10620

(d)(2) Each urban water supplier shall coordinate the preparation of its plan with other appropriate agencies in the area, including other water suppliers that share a common source, water management agencies, and relevant public agencies, to the extent practicable.

CWC 10642

Each urban water supplier shall encourage the active involvement of diverse social, cultural, and economic elements of the population within the service area prior to and during the preparation of the plan...

In the preparation this 2015 UWMP GCSO has coordinated with other appropriate agencies in the area, to the extent practicable. GCSO has contacted with the following agencies in the preparation of this 2015 UWMP.

- ❖ San Francisco Public Utilities Commission
- ❖ City of Sonora
- ❖ Tuolumne County
- ❖ Turlock Irrigation District

Copies of the letters sent to each of those agencies are included in Appendix C.

2.5.3. Notice to Cities and Counties

CWC 10621 (b)

Every urban water supplier required to prepare a plan pursuant to this part shall, at least 60 days before the public hearing on the plan required by Section 10642, notify any District or county within which the supplier provides water supplies that the urban water supplier will be reviewing the plan and considering amendments or changes to the plan.

Agencies must notify cities and counties within which they serve water that the UWMP is being updated and reviewed. As indicated above, the City of Sonora and Tuolumne County have been notified of the preparation of the 2015 UWMP and invited to participate in the process.

CHAPTER 3 SYSTEM DESCRIPTION

3.1. General Description

CWC Section 10631 (a)

Describe the service area of the supplier...

GCSD is a special District formed by the State of California, spanning approximately 15 square miles in southern Tuolumne County, located in the Central Sierra Nevada Mountains. The District is bounded on the north by the Tuolumne River, on the south by Mariposa County, on the east by Stanislaus National Forest, and on the west by Moccasin. The District consists of three areas of concentrated population: Groveland, Big Oak Flat, and Pine Mountain Lake.

Since the early California Gold Rush days, the Groveland area was a center of gold mining activity. However, from its beginnings the area has not had sufficient water to support these activities. Over the years, many have undertaken efforts to bring water to Groveland and Big Oak Flat, and have met with varying and usually limited successes. On August 19, 1953, the Groveland Community Services District was formed to bring much needed utility services to the Groveland area and later (1964) to the Big Oak Flat area. At first, GCSD tried to meet its growing water needs by tapping into groundwater from flooded mine shafts and tunnels that lay beneath the town. This water was of generally poor quality, and contained an abundance of iron and manganese. In 1964 GCSD secured the rights to pump water from the City and County of San Francisco's Hetch Hetchy Mountain Tunnel Aqueduct, which runs beneath GCSD's service area.

Through the course of its history, GCSD has primarily served the residential and commercial sectors of the community. GCSD is the owner and operator of the Groveland Water System, which treats and distributes water to the populated areas of Big Oak Flat, Groveland, and Pine Mountain Lake. GCSD's water supply and distribution system includes three water treatment plants, five storage reservoirs, and approximately 70 miles of distribution piping. GCSD provides treated water supply to approximately 3,147 full-time residents. GCSD also owns and operates a regional wastewater collection, treatment, and regional recycled water system, which provides sewer service to 899 connections within GCSD's service area.

Although Groveland boasts a population of approximately 3,147 full-time residents, this number often triples during the summer months. Visitors are attracted to both the areas surrounding beauty and may recreation opportunities offered nearby.

3.2. Service Area Maps

A Service Area Map is included in Appendix D of this 2015 UWMP. The service area map contains the boundaries of the District's service area, which includes the potable water service area boundary.

3.3. Service Area Climate

CWC Section 10631 (a)

Describe the service area of the supplier, including... climate...

The Western Regional Climate Center (WRCC) has maintained historical climate records for the past 100 years for the Groveland area. According to the WRCC, the climate of Groveland is dry, warm in the summer and cold in the winter. Typically, the majority of precipitation falls during the period of October through May. Rainfall during the summer is rare and very light.

At an elevation of 2,846 feet, snowfall is a typical occurrence in Groveland. The area receives on average approximately 32 inches per year, mainly during the period of December through May. Temperatures typically reach the low 30's in the winter and mid to high 80's during the summer. The WRCC 100-year data for Groveland has been included in Table 3-1.

Similar to the WRCC, the California Irrigation Management Information System (CIMIS) web site tracks and maintains records of evapotranspiration (ET_o) for select cities only. Since there are no CIMIS stations located in Tuolumne County, the ET_o statistics used for Groveland come from the foothill region. It assumed that the foothill region stations (Camino, Browns Valley, Auburn, Plymouth, and Diamond Springs) will be representative of the Groveland distribution area. The average ET_o included in Table 3-1 is calculated from these foothill stations.

Table 3-1 Climate Data					
Month	Avg. Precipitation (in)	Avg. Snowfall (in)	Avg. Max Temp (°F)	Avg. Min Temp (°F)	Avg. ET _o (in)
January	11.27	11.1	49.3	29.5	1.46
February	4.03	5.3	53.8	31.3	1.93
March	8.25	3.8	58.6	34.8	3.26
April	2.46	1.0	64.2	38.6	4.58
May	1.46	5.0	72.3	44.1	6.21
June	0.45	0.0	79.5	51	7.66
July	0.05	0.0	86.8	55.5	8.55
August	0.01	0.0	87.9	55.8	7.91
September	0.39	0.0	79.4	50.9	5.86
October	1.35	0.0	69.9	42.9	3.84
November	2.99	0.5	62	36.8	1.88
December	5.98	5.2	51.7	29.3	1.23
Annual Total/Average	38.7	31.9	68.0	41.7	54.35

3.4. Service Area Population

CWC Section 10631 (a)

Describe the service area of the supplier, including current and projected population . . . The projected population estimates shall be based upon data from the state, regional, or local service agency population projections within the service area of the urban water supplier and shall be in five-year increments to 20 years or as far as data is available.

In 1990, the combined population of Groveland, Big Oak Flat and Pine Mountain Lake (Groveland-Big Oak Flat CDP) was 2,753 full-time residents. According to the 2000 Census, the combined population of Groveland-Big Oak Flat CDP was 3,388 full-time residents. The 2010 Census separated Pine Mountain Lake, from Groveland-Big Oak Flat CDP. According to the 2010 Census, the combined population of Groveland-Big Oak Flat CDP and Pine Mountain Lake was 3,397 (601 + 2,796).

Table 3-2 shows the Groveland-Big Oak Flat CDP total population counts for years 1990, 2000, and 2010 and the observed annual growth rates between 1990 and 2000 and between 2000 and 2010.

Table 3-2 US Census Population and Observed Annual Growth			
Year	1990	2000	2010
Groveland-Big Oak Flat CDP	2753	3388	3397
Annual Growth rate		2.10%	0.03%

According to the Tuolumne County Economic Forecast, population in the County is expected to remain approximately unchanged for the foreseeable future. According to population projections by the California Department of Finance, population is expected to grow at an annual rate of 0.25 percent through year 2030. An annual growth rate of 0.25 percent is used in this Plan to project population growth within the Groveland CSD service area. Table 3-3 shows the population projections for Groveland-Big Oak Flat CDP and GCSD’s Service Area through year 2040 in five year increments.

Table 3-3 Population - Current and Projected ⁽¹⁾ (Standard Table 3-1)						
Population Served	2015 ⁽²⁾	2020	2025	2030	2035	2040
	3,147	3,187	3,227	3,268	3,309	3,351
NOTES: (1) According to population projections by the California Department of Finance, population is expected to grow at an annual rate of 0.25% through year 2030. An annual growth rate of 0.25% is used to project population growth within the Groveland CSD service area through 2040. (2) Based on the 2014 ACS Demographic and Housing Estimates total population of 3,147 for both Groveland CDP and Pine Mountain Lake CDP.						

CHAPTER 4 SYSTEM WATER USE

4.1. Introduction

This chapter provides a description and quantifies GCSD’s current water use and water use projections through the year 2040. The data provided in this section allows GCSD to accurately analyze the use of the water resources and conduct good resource planning. The future demand estimates allow GCSD to manage the water supply and appropriately plan their infrastructure investments. The terms “water use” and “water demand” will be used interchangeably. These terms will also be used to refer to all the demand sectors listed in Section 4.2.

4.2. Recycled versus Potable and Raw Water Demand

GCSD’s water supply is exclusively surface water. Recycled water produced by GCSD’s wastewater treatment plant (WWTP) is used to irrigate the Pine Mountain Lake Association’s golf course and spray fields owned by GCSD.

4.3. Water Use by Sector

CWC 10631(e)

(1) Quantify, to the extent records are available, past and current water use, over the same five-year increments described in subdivision (a), and projected water use, identifying the uses among water use sectors, including, but not necessarily limited to, all of the following uses:

(A) Single-family residential.

(B) Multifamily.

(C) Commercial.

(D) Industrial.

(E) Institutional and governmental.

(F) Landscape.

(G) Sales to other agencies.

(H) Saline water intrusion barriers, groundwater recharge, or conjunctive use, or any combination thereof.

(I) Agricultural.

(2) The water use projections shall be in the same five-year increments described in subdivision (a).

This 2015 UWMP includes past, current, and projected water use in five-year increments. GCSD will determine the reliability of their projected water supply based upon that information.

This 2015 UWMP also identifies the water use by sector. GCSD breaks down metered water deliveries into single family residential and commercial/industrial. Tables 4-1 and 4-2 contain the actual and projected water demands respectively.

Table 4-1 Retail: Demands for Potable and Raw Water – Actual (Standard Table 4-1)			
Use Type	2015 Actual		
	Additional Description	Level of Treatment When Delivered	Volume (MG)
Single Family	3,141 Connections	Drinking Water	81.2
Commercial/Industrial	89 Connections	Drinking Water	5.8
TOTAL			87.0

Table 4-2 lists the projected number of connections by user type. The number of connections where projected using a 0.25 percent growth rate consistent with the population growth.

Table 4-2 Projected Number of Connections by User Type						
Use Type	2015	2020	2025	2030	2035	2040
Single Family	3,141	3,180	3,220	3,260	3,301	3,342
Commercial/Industrial	89	90	91	92	93	94
Total	3,230	3,270	3,311	3,352	3,394	3,436

Table 4-3 lists the projected water demands through years 2040. The projected water demands were obtained by multiplying the number of projected connections by the user’s average annual consumption.

Table 4-3 Retail: Demands for Potable and Raw Water - Projected (Standard Table 4-2)						
Use Type	Additional Description	Projected Water Use				
		2020	2025	2030	2035	2040
Single Family		82	83	84	85	86
Commercial/Industrial		6	6	6	6	6
TOTAL		88	89	90	91	92
NOTES:						

Table 4-4 lists provide a summary of the District’s potable water demand projections.

Table 4-4 Retail: Total Water Demands (Standard Table 4-3)						
	2015	2020	2025	2030	2035	2040
Potable and Raw Water <i>from Standard Tables 4-1 and 4-2</i>	87	88	89	90	91	92
Recycled Water Demand <i>from Standard Table 6-4</i>	42	42	43	43	43	43
TOTAL WATER DEMAND	129	130	132	133	134	135

4.4. Distribution System Losses

CWC 10631(e)(1) and (2)

Quantify, to the extent records are available, past and current water use over the same five-year increments described in subdivision (a), and projected water use, identifying the uses among water use sectors, including, but not necessarily limited to, all of the following uses:(J) Distribution system water loss

CWC 10631 (e)(3)

(A) For the 2015 urban water management plan update, the distribution system water loss shall be quantified for the most recent 12-month period available. For all subsequent updates, the distribution system water loss shall be quantified for each of the five years preceding the plan update.

(B) The distribution system water loss quantification shall be reported in accordance with a worksheet approved or developed by the department through a public process. The water loss quantification worksheet shall be based on the water system balance methodology developed by the American Water Works Association.

Water distribution system losses is a crucial part of water demand management. Distribution system loss is the volume of water that is produced and distributed but not sold or metered to customers. Leakage is usually the largest component of distribution loss. In addition to leakage, the following are other sources of water loss:

- ❖ Slow meters
- ❖ Theft
- ❖ Fire Protection
- ❖ Unmetered construction water used for flushing pipelines and dust control
- ❖ Unmetered water used for flushing dead ends within the system to maintain water quality
- ❖ Irrigation of parks and landscape which are not metered

Table 4-5 contains the 12-month water loss audit reporting for 2015.

Table 4-5 12 Month Water Loss Audit Reporting (Standard Table 4-4)	
Reporting Period Start Date (mm/yyyy)	Volume of Water Loss (MG)
01/2015	32

The actual losses in 2015 are approximately 27 percent of the total water produced.

4.5. Future Water Savings

CWC 10631 (e)(4)

(A) If available and applicable to an urban water supplier, water use projections may display and account for the water savings estimated to result from adopted codes, standards, ordinances, or

transportation and land use plans identified by the urban water supplier, as applicable to the service area.

(B) To the extent that an urban water supplier reports the information described in subparagraph (A), an urban water supplier shall do both of the following: (i) Provide citations of the various codes, standards, ordinances, or transportation and land use plans utilized in making the projections. (ii) Indicate the extent that the water use projections consider savings from codes, standards, ordinances, or transportation and land use plans. Water use projections that do not account for these water savings shall be noted of that fact.

The water use projections are calculated using 2015 consumption data as the baseline. The 2015 consumption is considered to be a year that includes a lot of the water conservation measures that GCSD implemented as a consequence of the ongoing drought. Additional water savings will be realized in the future by reducing leaks and the system and replacing old water fixtures. However, those future water savings have not been included in water use projections. GCSD recently adopted a water shortage emergency ordinance that amends GCSD’s water ordinance adding an article on water conservation. It is still unclear how much savings the new ordinance will deliver in future years.

4.6. Water Use for Lower Income Households

CWC 10631.1(a)

The water use projections required by Section 10631 shall include projected water use for single-family and multifamily residential housing needed for lower income households, as defined in Section 50079.5 of the Health and Safety Code, as identified in the housing element of any District, county, or District and county in the service area of the supplier.

California Health and Safety Code 50079.5 (a)

"Lower income households" means persons and families whose income does not exceed the qualifying limits for lower income families... In the event the federal standards are discontinued, the department shall, by regulation, establish income limits for lower income households for all geographic areas of the state at 80 percent of area median income, adjusted for family size and revised annually.

Urban water suppliers are required to identify water demand required for lower income housing in its water use projections. Pursuant to Government Code Section 65589.7, it is GCSD’s policy to grant a priority to those developments seeking water or sewer service which include housing units affordable to lower income households. To further this policy, GCSD adopted the procedures described below.

GCSD will not deny or condition the approval of an application for services to, or reduce the amount of service for, a proposed development that includes housing units affordable to lower income households unless GCSD makes a specific written finding that the denial, condition, or reduction is necessary due to the existence of one or more of the following:

1. GCSD does not have "sufficient water supply" as defined in paragraph (2) of subdivision (a) of Section 66473.7, or is operating under a water shortage emergency as defined in Section 350 of the Water Code, or does not have sufficient water treatment or distribution capacity to serve the needs of the proposed development, as demonstrated by a written engineering analysis and report.
2. GCSD is subject to a compliance order issued by the SWRCB-DDW that prohibits new water connections.
3. If the proposed development seeks sewer service, and if GCSD does not have sufficient collection treatment or reclamation capacity, as demonstrated by a written engineering analysis and report on the condition of the collection treatment, or reclamation works, to serve the needs of the proposed development.
4. If the proposed development seeks sewer service, and if GCSD is under an order issued by the Regional Water Quality Control Board that prohibits new sewer connections.
5. If the applicant fails to agree to reasonable terms and conditions relating to providing service generally applicable to development projects seeking service from GCSD, including but not limited to the requirements of local, state, or federal laws, and regulations or payment of a fee or charge.

For the purposes of this Section, the following definitions apply:

1. "Proposed developments that include housing units affordable to lower income households" means that dwelling units will be sold or rented to lower income households, as defined in Section 50079.5 of the Health and Safety Code, at an affordable housing cost, as defined in Section 50052.5 of the Health and Safety Code, or an affordable rent, as defined in Section 50053 of the Health and Safety Code.
2. "Water or sewer services" means supplying service through a pipe or other constructed conveyance for a residential purpose, and does not include the sale of water for human consumption by a water supply to another water supplier for resale. As used in this section, "water service" provided by a public agency applies only to water supplied from public water systems subjected to Chapter 4 (commencing with Section 116275) of Part 12 of Division 104 of the Health and Safety Code.

All proposed development projects including housing units affordable to lower income households, to which none of the above exceptions apply, will be required to submit a cover sheet outlining both the number and percentage basis number of housing units affordable to lower income households included in the proposal.

Table 4-6 Inclusion in Water Use Projections (Standard Table 4-5)	
Are Future Water Savings Included in Projections?	No
If "Yes" to above, state the section or page number, in the cell to the right, where citations of the codes, ordinances, etc... utilized in demand projections are found.	
Table 4-6 Inclusion in Water Use Projections (Standard Table 4-5)	
Are Lower Income Residential Demands Included in Projections?	Yes

4.7. Climate Change

DWR Guidelines recommend that the 2015 UWMP include a discussion of potential climate change impacts on projected demand. There is mounting scientific evidence that global climate conditions are

changing and will continue to change as a result of the continued build-up of greenhouse gases (GHGs) in the Earth’s atmosphere. Changes in climate can affect municipal water supplies through modifications in the timing, amount, and form of precipitation, as well as water demands and the quality of surface runoff. These changes can affect all elements of water supply systems, from watersheds to reservoirs, conveyance systems, and treatment plants.

Indications of climate change have been observed over the last several decades throughout California. Statewide average temperatures have increased by about 1.7°F from 1895 to 2011, with the greatest warming in the Sierra Nevada. Although the State’s weather has followed the expected pattern of a largely Mediterranean climate throughout the past century, no consistent trend in the overall amount of precipitation has been detected, except that a larger proportion of total precipitation is falling as rain instead of snow.

The correlation between temperature and water demand is well documented and understood. GCSD’s largest percentage of the water demand is driven by outdoor irrigation. Higher temperatures will increase evapotranspiration rates and increase demands. Higher temperatures will also extend the duration of the outdoor landscaping growing season increasing the maximum day demands on the spring and fall seasons.

It is evident that climate change adds new uncertainties to the challenges of planning. Changes in weather could significantly affect water supply planning. Since climatic pressures could potentially affect supply reliability, continual attention to this issue will be necessary in the future.

CHAPTER 5 BASELINES AND TARGETS

5.1. Introduction

With the adoption of the Water Conservation Act of 2009, also known as the SB X7-7, (see Appendix B), the State is required to set a goal of reducing urban water use by 20 percent by the year 2020. Each retail urban water supplier must determine baseline water use during their baseline period and also target water use for the years 2015 and 2020 in order to help the State achieve the 20 percent reduction.

In the 2015 UWMP, water agencies must demonstrate compliance with their established water use target for the year 2015. This also demonstrates whether or not the agency is currently on track to achieve its 2020 target. Compliance is verified by DWR’s review of the SB X7-7 Verification Form included in Appendix F of this 2015 UWMP.

5.2. Updating Calculations from 2010 UWMP

CWC 10608.20 (g)

An urban retail water supplier may update its 2020 urban water use target in its 2015 urban water management plan required pursuant to Part 2.6 (commencing with Section 10610).

Methodologies DWR 2010, Methodology 2 Service Area Population

Page 27 - Water suppliers may revise population estimates for baseline years between 2000 and 2010 when 2010 census information becomes available. DWR will examine discrepancy between the actual population estimate and DOF’s projections for 2010; if significant discrepancies are discovered, DWR may require some or all suppliers to update their baseline population estimates.

As indicated earlier in tis 2015 UWMP, GCSO is considered an Urban Water Supplier and filed a 2010 UWMP in December of 2013. This 2015 UWMP contains undated calculations from the 2010 UWMP regarding water use targets and population estimates.

5.2.1. Target Method

CWC 10608.20 (b)

An urban retail water supplier shall adopt one of the following methods for determining its urban water use target pursuant to subdivision (a):

- (1) Eighty percent of the urban retail water supplier's baseline per capita daily water use.*
- (2) The per capita daily water use that is estimated using the sum of the following performance standards:
 - (A) For indoor residential water use, 55 gallons per capita daily water use as a provisional standard. Upon completion of the department's 2016 report to the**

Legislature pursuant to Section 10608.42, this standard may be adjusted by the Legislature by statute.

(B) For landscape irrigated through dedicated or residential meters or connections, water efficiency equivalent to the standards of the Model Water Efficient Landscape Ordinance set forth in Chapter 2.7 (commencing with Section 490) of Division 2 of Title 23 of the California Code of Regulations, as in effect the later of the year of the landscape's installation or 1992. An urban retail water supplier using the approach specified in this subparagraph shall use satellite imagery, site visits, or other best available technology to develop an accurate estimate of landscaped areas.

(C) For commercial, industrial, and institutional uses, a 10-percent reduction in water use from the baseline commercial, industrial, and institutional water use by 2020.

(3) Ninety-five percent of the applicable state hydrologic region target, as set forth in the state's draft 20x2020 Water Conservation Plan (dated April 30, 2009). If the service area of an urban water supplier includes more than one hydrologic region, the supplier shall apportion its service area to each region based on population or area.

(4) A method that shall be identified and developed by the department, through a public process, and reported to the Legislature no later than December 31, 2010. The method developed by the department shall identify per capita targets that cumulatively result in a statewide 20-percent reduction in urban daily per capita water use by December 31, 2020. In developing urban daily per capita water use targets, the department shall do all of the following:

(A) Consider climatic differences within the state.

(B) Consider population density differences within the state.

(C) Provide flexibility to communities and regions in meeting the targets.

(D) Consider different levels of per capita water use according to plant water needs in different regions.

(E) Consider different levels of commercial, industrial, and institutional water use in different regions of the state.

(F) Avoid placing an undue hardship on communities that have implemented conservation measures or taken actions to keep per capita water use low.

Target Method 1 has been selected by GCSO as the preferred compliance method to determine water use targets. Target Method 1 is calculated as a 20% reduction of the baseline daily water use.

5.2.2. SBX7-7 Verification Form

To satisfy the provisions of SB X7-7, GCSO must establish a per capita water use target for the year 2020 as well as an interim target. DWR has provided guidelines for determining these targets in its Methodologies for Calculating Baseline and Compliance Urban Per Capita Water Use and also in the 2015

UWMP Guidebook. GCSD's baseline water use is based on GCSD's historic water use and is determined by procedures identified in the following sections.

All retail agencies, whether updating their baselines and targets from 2010, or calculating these for the first time in 2015 UWMPs, are required to submit the standardized tables in the SB X7-7 Verification Form with their 2015 UWMPs. These standardized tables were not available in 2010 and are required to demonstrate compliance with the Water Conservation Act of 2009.

The tables in the SB X7-7 Verification Form are distinguished from the other standardized tables in this 2015 UWMP by their name, which will state "SB X7-7", followed by the table number.

5.3. Baseline Periods

CWC 10608.20

(e) An urban retail water supplier shall include in its urban water management plan due in 2010. . . the baseline daily per capita water use...along with the bases for determining those estimates, including references to supporting data.

(g) An urban retail water supplier may update its 2020 urban water use target in its 2015 urban water management plan required pursuant to Part 2.6 (commencing with Section 10610).

GCSD is responsible for determining both a 10 or 15-year baseline and a 5-year baseline in accordance with DWR's guidelines.

5.3.1. Determination of the 10-15 Year Baseline Period (Baseline)

CWC 10608.12

(b) "Base daily per capita water use" means any of the following:

(1) The urban retail water supplier's estimate of its average gross water use, reported in gallons per capita per day and calculated over a continuous 10-year period ending no earlier than December 31, 2004, and no later than December 31, 2010.

(2) For an urban retail water supplier that meets at least 10 percent of its 2008 measured retail water demand through recycled water that is delivered within the service area of an urban retail water supplier or its urban wholesale water supplier, the urban retail water supplier may extend the calculation described in paragraph (1) up to an additional five years to a maximum of a continuous 15-year period ending no earlier than December 31, 2004, and no later than December 31, 2010.

GCSD's recycled water does not offset the retail water deliveries since the Pine Mountain Lake Golf Course does not use GCSD potable water for irrigation. Thus, the District did not meet at least 10% of its 2008 measured retail water demand through recycled water. For this reason, the baseline must be calculated over a 10-year period. This 2015 UWMP uses the period between January 1st, 2001 and December 31st, 2010 as the 10-year baseline period.

5.3.2. Determination of the 5 Year Baseline (Target Confirmation)

CWC 10608.12 (b)

(3) For the purposes of Section 10608.22, the urban retail water supplier's estimate of its average gross water use, reported in gallons per capita per day and calculated over a continuous five-year period ending no earlier than December 31, 2007, and no later than December 31, 2010

The UWMPA requires urban water suppliers to calculate water use, in GPCD, for a 5-year baseline period. The 5-year baseline period is used to confirm that the selected 2020 target meets the minimum water use reduction requirements in accordance with CWC 10608.22. The selected 5-year Baseline Period for the 2015 UWMP is January 1st, 2006 through December 31st, 2010.

5.4. Service Area Population

CWC 10608.20

(e) An urban retail water supplier shall include in its urban water management plan...the baseline daily per capita water use, along with the bases for determining those estimates, including references to supporting data.

(f) When calculating per capita values for the purposes of this chapter, an urban retail water supplier shall determine population using federal, state, and local population reports and projections.

CWC 10644 (a)(2)

The plan... shall include any standardized forms, tables, or displays specified by the department.

To obtain an accurate estimate of the annual per capita consumption, the 2015 UWMP must estimate population of the area actually served. The population estimates must include each baseline year in both of the baseline periods and for the 2015 compliance year. The methods available for estimating GCSD's population are provided in Methodology 2 of the Methodologies document. The following is a description of the methodology used in this 2015 UWMP to estimate the District's population.

5.4.1. Population Methodology

Agencies whose service area boundaries correspond by 95 percent or more with the boundaries of a District during the baseline period and the compliance year 2015 will be able to obtain population estimates from tables prepared by the Department of Finance (DOF).

GCSD's service area boundaries correspond with the boundaries of the Big Oak Flat CDP and Groveland-Pine Mountain Lake CDP during the baseline and compliance years. US Census population estimates have been used to estimate the service area population. The service area population for each of the baseline years is shown in Table 5-1.

Table 5-1 Service Area Population (SB X7-7 Table 3)		
Year		Population
10 to 15 Year Baseline Population		
Year 1	2001 ⁽¹⁾	3,389
Year 2	2002 ⁽¹⁾	3,390
Year 3	2003 ⁽¹⁾	3,391
Year 4	2004 ⁽¹⁾	3,392
Year 5	2005 ⁽¹⁾	3,393
Year 6	2006 ⁽¹⁾	3,394
Year 7	2007 ⁽¹⁾	3,395
Year 8	2008 ⁽¹⁾	3,396
Year 9	2009 ⁽¹⁾	3,397
Year 10	2010 ⁽²⁾	3,397
5 Year Baseline Population		
Year 1	2006 ⁽¹⁾	3,394
Year 2	2007 ⁽¹⁾	3,395
Year 3	2008 ⁽¹⁾	3,396
Year 4	2009 ⁽¹⁾	3,397
Year 5	2010 ⁽²⁾	3,397
2015 Compliance Year Population		
2015 ⁽³⁾		3,147
Notes:		
(1) Population is based on the U.S. Census total population of 3,388 for 2000 (for both Groveland CDP and Pine Mountain Lake CDP) and the annual growth rate of 0.03 percent.		
(2) From the 2010 U.S. Census.		
(3) Based on the 2014 ACS Demographic and Housing Estimates total population of 3,147 for both Groveland CDP and Pine Mountain Lake CDP.		

5.5. Gross Water Use

CWC 10608.12 (g)

“Gross Water Use” means the total volume of water, whether treated or untreated, entering the distribution system of an urban retail water supplier, excluding all of the following:

- (1) Recycled water that is delivered within the service area of an urban retail water supplier or its urban wholesale water supplier*
- (2) The net volume of water that the urban retail water supplier places into long term storage*

(3) *The volume of water the urban retail water supplier conveys for use by another urban water supplier*

(4) *The volume of water delivered for agricultural use, except as otherwise provided in subdivision (f) of Section 10608.24.*

California Code of Regulations Title 23 Division 2 Chapter 5.1 Article

Section 596 (a) An urban retail water supplier that has a substantial percentage of industrial water use in its service area is eligible to exclude the process water use of existing industrial water customers from the calculation of its gross water use to avoid a disproportionate burden on another customer sector

Gross water use is a measure of water that enters GCSD’s distribution system over a 12-month period with certain allowable exclusions. These exclusions are:

- Recycled water delivered within the service area
- Indirect recycled water
- Water placed into long term storage
- Water conveyed to another urban supplier
- Water delivered for agricultural use
- Process water

Gross water use is accurately measured at the point that water enters the distribution system. Measuring at this point ensures that all the water, including losses and other non-revenue water (i.e., firefighting, line flushing, etc..) is accounted for. Gross water use is calculated for each baseline year and the 2015 Compliance Year. Gross Water Use is shown in Table 5-2.

Table 5-2 Annual Gross Water Use (SB X7-7 Table 4)								
	Baseline Year	Volume into Distribution System (MG)	Deductions					Annual Gross Water Use
			Exported Water	Change in Dist. System Storage	Indirect Recycled Water	Water Delivered for Agricultural Use	Process Water -	
10 to 15 Year Baseline - Gross Water Use								
Year 1	2001	167.47	0	0	0	0	0	167
Year 2	2002	169.02	0	0	0	0	0	169
Year 3	2003	160.18	0	0	0	0	0	160
Year 4	2004	170.27	0	0	0	0	0	170
Year 5	2005	163.10	0	0	0	0	0	163
Year 6	2006	163.03	0	0	0	0	0	163
Year 7	2007	164.52	0	0	0	0	0	165
Year 8	2008	172.43	0	0	0	0	0	172

Table 5-2 Annual Gross Water Use (SB X7-7 Table 4)								
	Baseline Year	Volume into Distribution System (MG)	Deductions					Annual Gross Water Use
			Exported Water	Change in Dist. System Storage	Indirect Recycled Water	Water Delivered for Agricultural Use	Process Water -	
Year 9	2009	164.02	0	0	0	0	0	164
Year 10	2010	157.64	0	0	0	0	0	158
10 - year baseline average gross water use								165
5 Year Baseline - Gross Water Use								
Year 1	2006	163.03	0	0	0	0	0	163
Year 2	2007	164.52	0	0	0	0	0	165
Year 3	2008	172.43	0	0	0	0	0	172
Year 4	2009	164.02	0	0	0	0	0	164
Year 5	2010	157.64	0	0	0	0	0	158
5-year baseline average gross water use								164
2015 Compliance Year - Gross Water Use								
2015		119.24	0	0	0	0	0	119

5.6. Baseline Daily per Capita Water Use

The final step in baseline calculations is to determine the water used per person per day GPCD in each of the baseline years. This is done for each baseline year by dividing the gross water use by the service area population. Each baseline year is shown in Table 5-3.

Table 5-3 Gallons Per Capita Per Day GPCD (SB X7-7 Table 5)				
Baseline Year	Service Area Population	Annual Gross Water Use (MG)	Daily Per Capita Water Use GPCD	
10 to 15 Year Baseline				
Year 1	2001	3,389	167	135
Year 2	2002	3,390	169	137
Year 3	2003	3,391	160	129
Year 4	2004	3,392	170	138
Year 5	2005	3,393	163	132
Year 6	2006	3,394	163	132
Year 7	2007	3,395	165	133
Year 8	2008	3,396	172	139
Year 9	2009	3,397	164	132
Year 10	2010	3,397	158	127

Table 5-3 Gallons Per Capita Per Day GPCD (SB X7-7 Table 5)				
Baseline Year		Service Area Population	Annual Gross Water Use (MG)	Daily Per Capita Water Use GPCD
10-15 Year Average Baseline				133
5 Year Baseline				
Year 1	2006	3,394	163	132
Year 2	2007	3,395	165	133
Year 3	2008	3,396	172	139
Year 4	2009	3,397	164	132
Year 5	2010	3,397	158	127
5 Year Average Baseline				133
2015 Compliance Year				
2015		3,147	119	104

Table 5-4 provides a summary of the calculated baselines and 2015 consumption based on the data provides in Table 5-3.

Table 5-4 Summary of baselines and current consumption (SB X7-7 Table 6)	
10-15 Year Baseline GPCD	133
5 Year Baseline GPCD	133
2015 Compliance Year GPCD	104
NOTES:	

5.7. 2015 and 2020 Targets

CWC 10608.20(e)

An urban retail water supplier shall include in its urban water management plan due in 2010. . . urban water use target, interim urban water use target, along with the bases for determining those estimates, including references to supporting data (10608.20(e)).

CWC 10608.20

(g) An urban retail water supplier may update its 2020 urban water use target in its 2015 urban water management plan...

The UWMPA requires urban water suppliers to determine the 2020 Urban Water Use Target. Four target methods have been developed, and identify the specific steps water suppliers shall follow to establish these targets. These methods are as follows:

- ❖ Target Method 1: 80% of 10- to 15- Year Baseline

- ❖ Target Method 2: Performance Standards
- ❖ Target Method 3: 95% of Hydrologic Regional Target
- ❖ Target Method 4: Savings by Water Sector

Once the 2015 plan is submitted, the Target Method may not be changed in any amendments to the 2015 Plan or in the 2020 Plan.

5.7.1. Target Method

GCSD’s 2015 UWMP will be utilizing Target Method 1. The 2020 Urban Water Use Target is calculated as 80 percent of the base daily per capita water use. This 20 percent reduction of the 10-15 Year Baseline was determined to be 107 GPCD as shown Table 5-5.

Table 5-5 Target Method 1 20% Reduction (SB X7-7 Table 7-A)	
10-15 Year Baseline	2020 Target GPCD
133	107

5.7.2. Target Confirmation – Use of 5 Year Baseline

CWC 10608.22

Notwithstanding the method adopted by an urban retail water supplier pursuant to Section 10608.20, an urban retail water supplier's per capita daily water use reduction shall be no less than 5 percent of base daily per capita water use as defined in paragraph (3) of subdivision (b) of Section 10608.12. This section does not apply to an urban retail water supplier with a base daily per capita water use at or below 100 gallons per capita per day.

The 2020 water use target must reduce GCSD’s 2020 water use by a minimum of 5% from the 5-year baseline. Table 5-6 shows that the Confirmed 2020 water use target is below that minimum at 107 GPCD.

Table 5-6 Confirm Minimum Reduction for 2020 Target (SB X7-7 Table 7-F)			
5 Year Baseline GPCD	Maximum 2020 Target*	Calculated 2020 Target	Confirmed 2020 Target
133	126	107	107
* Maximum 2020 Target is 95% of the 5 Year Baseline GPCD			

5.7.3. 2015 Interim Urban Water Use Target

The 2015 Interim Target is the value halfway between the 10-to 15-year Baseline and the Confirmed 2020 Target. The District’s 2015 Interim Target of 120 GPCD is shown in Table 5-7 below.

Table 5-7 2015 Interim Target GPCD (SB X7-7 Table 8)		
Confirmed 2020 Target	10-15-year Baseline GPCD	2015 Interim Target GPCD
107	133	120
NOTES:		

5.7.4. Baselines and Targets Summary

A summary of baselines and targets is shown in Table 5-8 below.

Table 5-8 Baselines and Targets Summary (Standard Table 5-1)					
Baseline Period	Start Year	End Year	Average Baseline *	2015 Interim Target *	Confirmed 2020 Target*
10-15 year	2001	2010	133	120	107
5 Year	2006	2010	133		
*All values are in Gallons per Capita per Day GPCD					

5.8. 2015 Compliance Daily per Capita Water Use

CWC 10608.12 (e)
 “Compliance daily per-capita water use” means the gross water use during the final year of the reporting period...

CWC 10608.24 (a)
 Each urban retail water supplier shall meet its interim urban water use target by December 31, 2015.

CWC 10608.20(e)
 An urban retail water supplier shall include in its urban water management plan due in 2010...compliance daily per capita water use, along with the bases for determining those estimates, including references to supporting data.

Water suppliers must calculate their actual 2015 water use for the calendar year to determine whether or not they have met their per capita 2015 and asses their progress towards meeting their 2020 target water use.

5.8.1. Meeting the 2015 Target

In 2015 the District’s daily per capita water use was determined to be 104 GPCD, which is less than the 2015 Interim Target of 120 GPCD and Confirmed 2020 Target of 107 GPCD. Therefore, the District has met their 2015 per capita water use and is already on track to meet the Confirmed 2020 Target. This confirmation can be seen in Table 5-9 in the following section.

5.8.2. Adjustments to Gross Water Use

CWC 10608.24 (d)

When determining compliance daily per capita water use, an urban retail water supplier may consider the following factors:

Differences in evapotranspiration and rainfall in the baseline period compared to the compliance reporting period.

Substantial changes to commercial or industrial water use resulting from increased business output and economic development that have occurred during the reporting period.

Substantial changes to institutional water use resulting from fire suppression services or other extraordinary events, or from new or expanded operations, that have occurred during the reporting period.

If the urban retail water supplier elects to adjust its estimate of compliance daily per capita water use due to one or more of the factors described in paragraph (1), it shall provide the basis for, and data supporting, the adjustment in the report required by Section 10608.40.

Methodology Document, Methodology 4

This section discusses adjustments to compliance-year because of changes in distribution area caused by mergers, annexation, and other scenarios that occur between the baseline and compliance years.

For this 2015 UWMP the Groveland Community Services District has achieved their targeted reduction. As shown in Table 5-8 in Section 5.7.4, GCS D is already in compliance with their 2020 Confirmed Target of 107 GPCD.

Table 5-9 2015 Compliance (Standard Table 5-2)

Actual 2015	2015 Interim Target	Optional Adjustments to 2015					2015 GPCD	Did Supplier Achieve Targeted Reduction for 2015? Y/N
		Extraordinary Events	Economic Adjustment	Weather Normalization	TOTAL Adjustments	Adjusted 2015		
104	120	0	0	0	0	104	104	YES

**All values are in Gallons per Capita per Day GPCD*

CHAPTER 6 SYSTEM SUPPLIES

6.1. Purchased Water

The Groveland Community Services District receives surface water from the Hetch Hetchy Tunnel under a 1964 Agreement with the City and County of San Francisco. The Agreement was extended in 1984 and expires on March 23, 2034. Under the terms of the Agreement, GCSD is a retail customer of the City and County of San Francisco.

6.2. Groundwater

GCSD does not currently use groundwater as part of its water supply. Groundwater in Tuolumne County is severely limited due to the hard, impermeable bedrock that covers the majority of the County and due to the high naturally occurring iron content of the groundwater.

6.3. Surface Water

As previously stated in Section 6.1, surface water is supplied to Groveland Community Services District from the Hetch Hetchy Mountain Tunnel under an Agreement with the City and County of San Francisco. Under the terms of the Agreement, Groveland Community Services District is a retail customer of the City and County of San Francisco. The agreement expires on March 23, 2034.

The supply source for Hetch Hetchy Reservoir is the Tuolumne River. The majority of this water supply originates in the upper Tuolumne River Watershed high in the Sierra Nevada Mountain Range, remote from human development and pollution. This pristine water source is protected in tunnels until it gets to Groveland Community Services District. GCSD has been approved to use this drinking water source without requiring filtration. GCSD chlorinates, chloraminates, and treats the water with ultraviolet light disinfection. The water meets the criteria of the Long Term 2 (LT2) surface water supply regulations.

The Agreement with SFPUC allows for GCSD to serve up to 16,299 customers (3,651 acre feet per year) by the year 2020 and 22,072 customers (4,944 acre feet per year) by the year 2050. The projection includes a factor of 200 gallons of water per customer per day. A copy of the Agreement is provided in Appendix G. The Agreement defines a contract service area boundary of 25 square miles. GCSD’s service area is within the contract area and has not yet reached this sphere of influence boundary. Population, however, has not increased as originally anticipated in the Agreement and is not expected to grow significantly in the near future.

A Water Exchange Agreement was entered into between the City and County of San Francisco’s Public Utility Commission (SFPUC), the Modesto Irrigation District (MID) and Turlock Irrigation District (TID) on July 23, 2007. The Agreement allows GCSD to use Pine Mountain Lake as its alternative water supply when the SFPUC shuts down the Hetch Hetchy Mountain Tunnel for durations up to 60 days per year for tunnel repair or during emergencies. The volume of water that will be allowed to be used during the shutdowns is 200 acre-feet. The Water Exchange Agreement is provided in Appendix H.

In November of 2007, GCS D purchased a Pall Aria Microfiltration (MF) Water Treatment System from the Pall Corporation. The Pall MF system enables GCS D to filter and treat water from PML and pump it into the distribution system. PML is a separate water supply source for GCS D. GCS D received an interim permit to operate the Pall MF system from the California Department of Public Health on March 4, 2009. A full operational permit was issued in May of 2013, for a maximum flow rate of 600 gallons per minute (gpm) or (0.86 million gallons per day (MGD) with two membrane racks in service (Water Permit No. 03- 11-13P-008, for System No. 5510009).

6.3.1. Existing Water Treatment

According to GCS D’s 2001 Water Master Plan, water flows from Hetch Hetchy through a tunnel just south of Groveland into Priest Regulating Reservoir. GCS D draws water from the tunnel prior upstream of Priest Regulating Reservoir; these locations are the Big Creek Shaft (the most upstream) and the Second Garrotte Shaft.

The water treatment facilities at each pump shaft are similar and consist only of disinfection and pH adjustment; the latter mitigates corrosion. The water supply is unfiltered. Water from the tunnel is pumped to the surface and chlorinated using sodium hypochlorite. A static mixer provides necessary mixing of the hypochlorite and the water. The hypochlorite feed is controlled on the basis of a preset residual. The chlorinated water then enters a baffled clearwell where sufficient contact time is provided to meet the CT requirements of the Surface Water Treatment Rule (SWTR). The raw water turbidity, clearwell level and temperature are measured continuously. Water flows from the clearwell to booster pumps, which lift the water into the distribution system. Prior to entering the booster pumps, there is another opportunity to add hypochlorite. Also at this point, lime is added to adjust the pH upward to about 9.5 to 10 to mitigate corrosion. The lime feed is controlled on the basis of maintaining a preset pH. A static mixer is provided at the point of hypochlorite and lime addition. The finished water turbidity, pH and chlorine residual is monitored continuously just downstream of the distribution system booster pumps.

The water source is relatively pristine and, as a result, GCS D has been able to avoid filtration. The City of San Francisco Public Utilities Commission (SFPUC) prepared an application for “filtration avoidance” in 1993. The conclusion was that the Hetch Hetchy water source met all of the eleven criteria for EPA filtration avoidance as of June 29, 1993. SFPUC has provided routine monitoring of the watershed and has avoided the need to provide filtration ever since.

6.4. Stormwater

GCS D does not have any stormwater recovery systems that provide beneficially used stormwater.

6.5. Wastewater and Recycled Water

6.5.1. Recycled Water Coordination

<i>CWC 10633</i>

The plan shall provide, to the extent available, information on recycled water and its potential for use as a water source in the service area of the urban water supplier. The preparation of the plan shall be coordinated with local water, wastewater, groundwater, and planning agencies that operate within the supplier's service area.

GCSO owns and operates the Regional Wastewater System which collects wastewater from about half of the water customers within the principal communities and developed areas within GCSO, and transmits it to the Regional Wastewater Treatment Plant for treatment. The treated wastewater (recycled water) from GCSO is then delivered to the Pine Mountain Lake Association's 18-hole golf course and GCSO's 14 acres of spray fields. GCSO's recycled water supply and the use of such recycled water are more fully described in the following sections.

6.5.2. Wastewater Collection, Treatment, and Disposal

CWC 10633 (a)

(Describe) the wastewater collection and treatment systems in the supplier's service area, including a quantification of the amount of wastewater collected and treated and the methods of wastewater disposal.

CWC 10633 (b)

(Describe) the quantity of treated wastewater that meets recycled water standards, is being discharged, and is otherwise available for use in a recycled water project.

The Groveland Community Services District owns and operates the wastewater system servicing the communities of Groveland, Big Oak Flat and Pine Mountain Lake. Located in southern Tuolumne County in the central Sierra Nevada Mountains, the system consists of 16 lift stations, 35 miles of wastewater collection gravity pipelines ranging in size from 6 to 12-inches and 7 miles of pressure pipelines ranging in diameter from 4 to 12 inches. GCSO also operates the Wastewater Treatment Plant (WWTP), two storage reservoirs, and approximately 16 acres of spray fields.

Due to the mountainous terrain and the concentration of residences around the low-lying Pine Mountain Lake, the vast majority of wastewater flows within GCSO require pumping to the WWTP. The treatment plant is located near the highest elevation in the wastewater system. Some wastewater flows can flow through as many as seven lift stations before reaching the treatment plant.

The WWTP conducts primary and secondary treatment of wastewater. Wastewater arrives at the wastewater plant either by force main up from the Pine Mountain Lake system, or by gravity main down from Groveland and Big Oak Flat. The only primary treatment unit is the Roto-strainer, which removes roots, rags, plastics, and other coarse debris from the incoming wastewater. Wastewater then flows to the Equalization basin where it is aerated. The addition of air freshens the wastewater, removes gasses, adds oxygen, promotes the flotation of grease and oil, and aids in coagulation. The Equalization Basin has

a volume of 570,000 gallons, and has a medial berm that allows shutdown of half the basin for maintenance during low flow conditions.

Through the contact basin, wastewater is then introduced into the treatment plant where it is oxygenated and fed to a thriving population of naturally occurring organisms. These organisms feed on organic materials in the wastewater, breaking them down into gasses, liquids, or other stable solid forms. The return activated sludge pump is used to either return settled materials and microorganisms to the treatment process, or to pump them into the aerobic digestion chamber. Reduced solids are pumped into the aerobic digestion chamber where they are thickened with chemical coagulants. Thickened sludge is then pumped into conveyed drying beds. After settling, the liquid portion of the wastewater flows over wiers and into the chlorine contact basin. Chlorine is used to kill any remaining organism in the plant effluent.

Average daily flow into the plant is approximately 0.15 MGD (180,000 gpd). Peak daily flow into the plant has been as high as 0.5 MGD (638,000 gpd). The two 390 gpm variable speed, influent pumps can pump at a continuous rate of 0.7 MGD (850,000 gpd).

Treated effluent is pumped to two storage reservoirs. Reservoir 1 has a volume of 4.5 MG and Reservoir 2 has a volume of 55 MG. Reservoir 1 serves several purposes for the WWTP. First, Reservoir 1 is used to store treated effluent from the WWTP that does not quite meet the WDR permit standards. For example, settleable solids may have been reduced by 95 percent, but fail to meet the daily maximum standard of 1.0 ml/l-hr. The treated wastewater is diverted to Reservoir 1 for a few days until the settleable solids meet the standard. The diverted wastewater is retested and either returned to the Equalization Basin, or is blended with fully treated effluent in the chlorine contact basin and pumped to Reservoir 2.

During extreme wet weather flows, excess inflow is pumped from the Equalization Basin to Reservoir 1. After the storm flows have subsided, the water in Reservoir 1 is returned to the Equalization Basin for full treatment. Reservoir 1 is also used during periods when the effluent in Reservoir 2 is used to irrigate the Pine Mountain Lake golf course or spray fields. This is done to avoid the possibility of applying chlorinated water to the grass. The water diverted to Reservoir 1 is fully treated wastewater. It is blended back into the chlorine contact basin and pumped to Reservoir 2 after the golf course irrigation cycle is complete.

Table 6-1 and Table 6-2 provide the total volume of wastewater collected, treated, and recycled within the service area in 2015.

Table 6-1 Wastewater Collected Within Service Area in 2015 (Standard Table 6-2)						
<input type="checkbox"/>		There is no wastewater collection system. The supplier will not complete the table below.				
100%		Percentage of 2015 service area covered by wastewater collection system				
100%		Percentage of 2015 service area population covered by wastewater collection system				
Wastewater Collection			Recipient of Collected Wastewater			
Name of Wastewater Collection Agency	Wastewater Volume Metered or Estimated?	Volume of Wastewater Collected in 2015	Name of Wastewater Treatment Agency Receiving Collected Wastewater	Treatment Plant Name	Is WWTP Located Within UWMP Area?	Is WWTP Operation Contracted to a Third Party? <i>(optional)</i>
Groveland Community Services District	Metered	42	Groveland Community Services District	Groveland Community Services District	Yes	No
Total Wastewater Collected from Service Area in 2015:		42				

Table 6-2 Wastewater Treatment and Discharge Within Service Area in 2015 (Standard Table 6-3)										
<input type="checkbox"/> No wastewater is treated or disposed of within the UWMP service area. The supplier will not complete the table below.										
Wastewater Treatment Plant Name	Discharge Location Name or Identifier	Discharge Location Description	Wastewater Discharge ID Number	Method of Disposal	Does This Plant Treat Wastewater Generated Outside the Service Area?	Treatment Level	2015 volumes			
							Wastewater Treated	Discharged Treated Wastewater	Recycled Within Service Area	Recycled Outside of Service Area
Groveland Community Services District	PMLA Golf Course & District Spray Firelds	Irrigation		Irrigation	No	Secondary Undisinfected	42	42	42	0
Total							42	42	42	0

6.5.3. Recycled Water System

CWC 10633(c)

(Describe) the recycled water currently being used in the supplier's service area, including, but not limited to, the type, place, and quantity of use.

All of the wastewater in GCSD is collected, treated and used for irrigation on GCSD's spray fields and the Pine Mountain Lake Association (PMLA) golf course. The 6-inch diameter recycled water pressure pipeline to the golf course is 4,200 feet long. A 75-horsepower recycled water pump is used to deliver recycled water to the PMLA. Once the water is delivered to the golf course, the recycled water enters a 3-million-gallon open reservoir operated by the Pine Mountain Lake Association. The Pine Mountain Lake Association then pumps the recycled water to the irrigation system serving the 110-acre golf course.

During the winter months the recycled water is stored in Reservoir 2 and, if necessary, Reservoir 1. The golf course and the spray field irrigation demands account for 100 percent of the recycled water used. When recycled water volume is depleted in the late summer months, typically September or October, the golf course then uses Pine Mountain Lake raw water as their irrigation source.

GCSD treats its wastewater to secondary standards and is permitted to pump treated wastewater to the Pine Mountain Lake Association's maintenance yard pond, where it is blended with raw water from Pine Mountain Lake. This blended water is then used to irrigate the Pine Mountain Lake Golf Course. Additionally, GCSD is permitted to dispose of treated effluent on 14 acres of irrigation fields located on District property.

All recycled water use is metered. Flow rates and totals for each meter are recorded. Isolation valves are used to direct where the water will be delivered.

6.5.4. Recycled Water Beneficial Uses

CWC 10633(d)

(Describe and quantify) the potential uses of recycled water, including, but not limited to, agricultural irrigation, landscape irrigation, wildlife habitat enhancement, wetlands, industrial reuse, groundwater recharge, indirect potable reuse, and other appropriate uses, and a determination with regard to the technical and economic feasibility of serving those uses.

CWC 10633(e)

(Describe) the projected use of recycled water within the supplier's service area at the end of 5, 10, 15 and 20 years...

Essentially, all of the recycled water produced by GCSD every year is utilized. Some of the recycled water does evaporate in the open storage reservoirs. As mentioned previously, the Pine Mountain Lake Golf Course consumes most of the recycled water (23 MG), with the second largest consumer being GCSD's

spray fields (19 MG). No potable water produced at GCSD’s water treatment plants is utilized for irrigation of the golf course.

According to the agreement between PMLA and GCSD, PMLA golf course could use up to 65 MG of recycled water per year. In addition, a recycled water connection has been installed at GCSD for GCSD tanker trucks to fill up for dust control and construction uses on GCSD’s property. In 2008, a connection was also put in so that Cal-Fire could use recycled water for firefighting purposes. Use of recycled water will ultimately help augment potable water supplies and postpone the increased water supply demand.

Table 6-3 displays the current recycled water uses within GCSD’s service area.

Table 6-3 Current and Projected Recycled Water Direct Beneficial Uses Within Service Area (Standard Table 6-4)								
<input type="checkbox"/>		Recycled water is not used and is not planned for use within the service area of the supplier. The supplier will not complete the table below.						
Name of Agency Producing (Treating) the Recycled Water:		Groveland Community Services District						
Name of Agency Operating the Recycled Water Distribution System:		Groveland Community Services District						
Supplemental Water Added in 2015								
Source of 2015 Supplemental Water								
Beneficial Use Type	General Description of 2015 Uses	Level of Treatment	2015	2020	2025	2030	2035	2040
Agricultural irrigation								
Landscape irrigation (excludes golf courses)	Irrigation	Secondary, Undisinfected	19	19	19	19	19	19
Golf course irrigation	Irrigation	Secondary, Undisinfected	23	24	24	24	24	24
Commercial use								
Industrial use								
Geothermal and other energy production								
Seawater intrusion barrier								
Recreational impoundment								
Wetlands or wildlife habitat								
Groundwater recharge (IPR)								
Surface water augmentation (IPR)								
Direct potable reuse								
Other	-							
Total:			42	43	43	43	43	43

6.5.4.1. Planned Versus Actual Use of Recycled Water

CWC 10633(e)
 (Describe) the projected use of recycled water within the supplier's service area at the end of 5, 10, 15, and 20 years, and a description of the actual use of recycled water in comparison to uses previously projected pursuant to this subdivision.

According to the 2010 UWMP, GCSD estimated applying 25 MG of treated effluent to GCSD’s spray fields and 30 MG to the PMLA golf course. In 2015 GCSD applied approximately 42 MG for landscape irrigation and golf course irrigation. Table 6-4 displays the 2010 UWMP projection for recycled water versus the 2015 actual use.

Table 6-4 2010 UWMP Recycled Water Use Projection Compared to 2015 Actual (Standard Table 6-5)		
<input type="checkbox"/>	Recycled water was not used in 2010 nor projected for use in 2015. The supplier will not complete the table below.	
Use Type	2010 Projection for 2015	2015 actual use
Landscape irrigation (excludes golf courses)	25	19
Golf course irrigation	30	23

6.5.5. Actions to Encourage and Optimize Future Recycled Water Use

CWC 10633(f)
 (Describe the) actions, including financial incentives, which may be taken to encourage the use of recycled water, and the projected results of these actions in terms of acre- feet of recycled water used per year.

CWC 10633(g)
 (Provide a) plan for optimizing the use of recycled water in the supplier’s service area, including actions to facilitate the installation of dual distribution systems, to promote recirculating uses, to facilitate the increased use of treated wastewater that meets recycled water standards, and to overcome any obstacles to achieving that increased use.

GCSD will assist industrial and commercial customers in designing recycling projects conducive to District operations. As part of the educational efforts of the City, recycling and conservation issues are included in school and public education forums. Actions to encourage recycled water use are summarized in Table 6-5.

Table 6-5 Methods to Expand Future Recycled Water Use (Standard Table 6-6)

☒	Supplier does not plan to expand recycled water use in the future. Supplier will not complete the table below but will provide narrative explanation.		
	Provide page location of narrative in UWMP		
Name of Action	Description	Planned Implementation Year	Expected Increase in Recycled Water Use

GCSO is not currently planning to change its recycled water use in the near term. Given the current usage of treated wastewater for irrigation purposes, there is no hydrological benefits to increasing such recycling use. GCSO will expand the reclamation areas as needed to be able to dispose of 100 percent of the treated effluent. GCSO will encourage commercial customers to implement recycled water use programs within their sites.

6.6. Desalinated Water Opportunities

CWC 10631(i)

Describe the opportunities for development of desalinated water, including, but not limited to, ocean water, brackish water, and groundwater, as a long-term supply.

The UWMPA requires water agencies to consider options for desalination. GCSO is located a considerable distance from the Pacific Ocean, so constructing a transmission main to move either sea water or desalinated water directly to the GCSO is not feasible and cost prohibitive.

In order to acquire additional water supplies, GCSO may enter into an agreement with SFPUC or a SWP contractor situated in close proximity to the ocean. Under such an arrangement, GCSO could use funds collected from the developer fee to contribute financially to the construction of a desalination facility, and in turn, the partnering agency would transfer a portion of their water produced by the desalination facility to GCSO.

6.7. Exchanges or Transfers

CWC 10631(d).

Describe the opportunities for exchanges or transfers of water on a short-term or long-term basis.

A Water Exchange Agreement was entered into between the City and County of San Francisco’s Public Utility Commission (SFPUC), Modesto Irrigation District (MID) and Turlock Irrigation District (TID) on July 23, 2007. The Agreement allows GCSO to use Pine Mountain Lake as their alternative water supply when the SFPUC shuts down the Hetch Hetchy Mountain Tunnel for durations up to 60 days per year for planned tunnel repair. This alternative water supply can also be used in the event of an unplanned outage of the

Mountain Tunnel or during an emergency within GCSD water treatment system. The Water Exchange Agreement is provided in Appendix H.

6.8. Future Water Projects

CWC 10631(h)

...The urban water supplier shall include a detailed description of expected future projects and programs... that the urban water supplier may implement to increase the amount of the water supply available to the urban water supplier in average, single-dry, and multiple-dry water years. The description shall identify specific projects and include a description of the increase in water supply that is expected to be available from each project. The description shall include an estimate with regard to the implementation timeline for each project or program.

The Groveland Community Services District currently relies solely on surface water for its water supply. GCSD’s water master plan evaluates the feasibility of groundwater use, and due to the impermeable bedrock, groundwater has long been considered unreliable in the Groveland area. The high initial capital costs to add groundwater water make the project unfeasible at this time. GCSD intends to meet its projected water demands through the continued use of surface water alone.

Most facilities in the system are approaching 30-years old and are experiencing more frequent failures, manifesting themselves as sewage spills and discharge permit violations. The existing system was not designed to live far into the 21st Century and GCSD is faced with embarking on a major capital programs designed to satisfy the community’s needs and meet regulatory requirements. Currently, GCSD is planning for the construction of miscellaneous water distribution system upgrades to provide better and more reliable water service in downtown Groveland and Big Oak Flat. Once constructed, the upgraded system will provide adequate fire flow throughout GCSD’s service area. A new distribution system would experience less water main breaks and less water losses. This will result in an immediate reduction in water purchases by GCSD as well as a significant reduction in operation and maintenance costs.

Table 6-6 Expected Future Water Supply Projects or Programs (Standard Table 6-7)						
<input type="checkbox"/>	No expected future water supply projects or programs that provide a quantifiable increase to the agency's water supply. Supplier will not complete the table below.					
<input checked="" type="checkbox"/>	Some or all of the supplier's future water supply projects or programs are not compatible with this table and are described in a narrative format.					
	Provide page location of narrative in the UWMP					
Name of Future Projects or Programs	Joint Project with other agencies?		Description (if needed)	Planned Implementation Year	Planned for Use in Year Type	Expected Increase in Water Supply to Agency
	Y/N	If, yes provide Agency Name				

Table 6-6 Expected Future Water Supply Projects or Programs (Standard Table 6-7)						
<input type="checkbox"/>	No expected future water supply projects or programs that provide a quantifiable increase to the agency's water supply. Supplier will not complete the table below.					
<input checked="" type="checkbox"/>	Some or all of the supplier's future water supply projects or programs are not compatible with this table and are described in a narrative format.					
	Provide page location of narrative in the UWMP					
Distribution System Improvements	No			NA	Average Year	NA

6.9. Summary of Existing and Planned Sources

CWC 10631

(b) Identify and quantify, to the extent practicable, the existing and planned sources of water available to the supplier over the same five-year increments described in subdivision 10631(a).

(4) (Provide a) detailed description and analysis of the amount and location of groundwater that is projected to be pumped by the urban water supplier. The description and analysis shall be based on information that is reasonably available, including, but not limited to, historic use records.

Water pumped from the Hetch Hetchy Mountain tunnel has historically been the only source of potable water supply. The majority of the water distribution system was constructed during the 1970’s with the Pine Mountain Lake development. GCSD’s municipal water system consist of 2 water supply pumps, a treatment facility with clearwell storage, 5 water tanks, 11 pressure zones, 17 pressure reducing valves (PRVs), 3 intra-system booster pumps, 9 pressure relief valves, and approximately 70 miles of water mains. The challenge presented by this system is balancing the various supply sources (tanks, PRVs) to each zone and minimizing the pumping required to serve each meter within GCSD.

According to their Water Master Plan, GCSD will need to improve the existing distribution system in order to meet GCSD design standards. GCSD is planning to construct miscellaneous upgrades on the existing distribution system. This improvement will provide a better and more reliable water service to the downtown Groveland area and Big Oak Flat.

Once constructed, the upgrade distribution system will provide adequate fire flow throughout GCSD’s service area, and the system will experience less water main breaks and less water losses. As a result, GCSD will be able to reduce the amount of water purchases and reduce system operation and maintenance cost.

Table 6-7 Water Supplies (Standard Table 6-8)			
Water Supply	Additional Detail on Water Supply	2015	
		Actual Volume	Water Quality
Surface Water	Purchased from SFPUC	119	Drinking Water
Total		119	

Table 6-8 Water Supplies — Projected (Standard Table 6-9)											
Water Supply	Additional Detail on Water Supply	Projected Water Supply									
		2020		2025		2030		2035		2040	
		Reasonably Available Volume	Total Right or Safe Yield	Reasonably Available Volume	Total Right or Safe Yield	Reasonably Available Volume	Total Right or Safe Yield	Reasonably Available Volume	Total Right or Safe Yield	Reasonably Available Volume	Total Right or Safe Yield
Surface Water		131	131	132	132	133	133	134	134	135	135
	Total	131	131	132	132	133	133	134	134	135	135

6.10. Climate Change Impacts to Supply

The climatic conditions of Central California demand careful water management practices due to the wide range of rainfall and rainy seasons and the high temperatures that frequently occur in the summer months. The northern parts of the Central Valley receive substantially greater precipitation from winter storms which sweep down from the Pacific Northwest, while the southernmost regions are more desert like due to lack of precipitation. The average annual precipitation for the Groveland area is 39 inches. The rainy season runs from October through May, but 90 percent of the rainfall occurs between the beginning of November and the end of April. Drought conditions are not uncommon and can last for multiple years. During summer months, water consumption varies directly with daily temperature maximums and the Groveland region experiences temperatures in the high 80's during the summer months.

During drought periods, declines in surface water flows can be detrimental to an areas water supply. However, the SFPUC has planned to assure a reliable water supply during drought years through the implementation of the Water System Improvement Plan to meet the demands of their customers. Since GCSD is located on the upper part of Hetch Hetchy Aqueduct system, little or no improvement is needed to supply GCSD under drought conditions. That, coupled with the fact that GCSD uses only 0.4 million gallons per day average compared to the 265 million gallons per day that the SFPUC delivers, makes it an insignificant impact to water supply.

Because GCSD has a contract service area agreement with SFPUC until 2034 and GCSD is located on the uppermost portion of their transmission system, GCSD and SFPUC estimate that sufficient quantities of water will be available from the Hetch Hetchy system to meet projected demands over the next twenty years, assuming a projected growth rate of 1.0 percent per year. The SFPUC plans water deliveries anticipating that an unprecedented drought may occur.

CHAPTER 7 WATER SUPPLY RELIABILITY ASSESSMENT

7.1. Introduction

The Urban Water Management Planning Act (UWMPA) requires that the Urban Water Management Plan (UWMP) address the reliability of the agency’s water supplies. This includes supplies that are vulnerable to seasonal or climatic variations. The UWMPA also requires that the UWMP include information on the quality of water supplies and how this affects management strategies and supply reliability. In addition, an analysis must be included to address supply availability in a single dry year and in multiple dry years. The relevant sections of the UWMPA are presented below.

7.2. Constraints on Water Sources

CWC 10631(c)(2)

For any water source that may not be available at a consistent level of use, given specific legal, environmental, water quality, or climatic factors, describe plans to supplement or replace that source with alternative sources or water demand management measures, to the extent practicable.

CWC 10634

The plan shall include information, to the extent practicable, relating to the quality of existing sources of water available to the supplier over the same five-year increments as described in subdivision (a) of Section 10631, and the manner in which water quality affects water management strategies and supply reliability

There are a variety of factors that can impact water supply reliability. These factors include water quality, legal constraints, and climatic issues. A brief discussion on each of these factors is provided below.

7.2.1. Water Quality

GCSD has experienced periodic short-term outages as a result of water quality events. Due to the fact that Hetch Hetchy water is not filtered, it is subject to strict water quality standards set by the Department of Water Resources (DWR). Due to occasional weather events, turbidity levels of the raw water supply sometimes exceed standards. During those events, GCSD uses its 6.7 million gallons of local reservoir storage to meet the demands of the customers. That is enough local storage to meet approximately 17 days of average annual demand.

7.2.2. Climatic Changes

The climatic conditions of Central California demand careful water management practices due to the wide range of rainfall and rainy seasons and the high temperatures that frequently occur in the summer months. The northern parts of the Central Valley receive substantially greater precipitation from winter storms which sweep down from the Pacific Northwest, while the southernmost regions are more desert like due to lack of precipitation. The average annual precipitation for the Groveland area is 39 inches. The rainy season runs from October through May, but 90 percent of the rainfall occurs between the beginning

of November and the end of April. Drought conditions are not uncommon and can last for multiple years. Summer water consumption varies directly with daily temperature maximums and the Groveland region experiences temperatures in the high 80's during the summer months.

Drought periods reduce the availability of surface water, but the SFPUC has planned to assure a reliable water supply during drought years through the implementation of the Water System Improvement Plan to meet the demands of their customers. Since GCSD is located on the upper part of Hetch Hetchy Aqueduct system, little or no improvement is needed to supply GCSD under drought conditions. That, coupled with the fact that GCSD uses only 0.4 million gallons per day average compared to the 265 million gallons per day that the SFPUC delivers, makes it an insignificant impact to water supply.

7.2.3. Legal Constraints

Legal factors, such as surface water contracts, are capable of affecting the reliability of a water distribution system or water supply. GCSD currently has a contract service area agreement with SFPUC, under which SFPUC agrees to supply water to GCSD at the Second Garrotte and Big Creek shafts until 2034. SFPUC delivers 265 million gallons per day, of which, GCSD uses only 0.4 million gallons per day average. SFPUC has supplied a reliable water source to GCSD since 1965 and will continue to do so until 2034. Due to the current agreement in place, it is highly unlikely that GCSD will experience any legal implications that could affect the reliability of the GCSD's water supply.

Due to the current multi-year drought the Governor signed by Executive Order, California water suppliers must reduce water consumption by 25%. Further regulatory enforcement of this Executive Order may prove to be another example of a regulatory shortage that is legal in nature.

7.3. Reliability by Type of Year

CWC Section 10631

(c)(1) Describe the reliability of the water supply and vulnerability to seasonal or climatic shortage, to the extent practicable, and provide data for each of the following:

- (A) an average water year,*
- (B) a single dry water year,*
- (C) multiple dry water years.*

Based on the available quantity of surface water and SFPUC's Water System Improvement Plan that assure a reliable water supply, it is not anticipated that a single or multiple dry year period will reduce the availability of water supply to GCSD, as shown in Table 7-1. The reliability of water service is subject to proper operation and maintenance of GCSD's water distribution system and its ability to deliver the water. As previously stated, most facilities in GCSD's water distribution system are approaching 30-years old and are experiencing more frequent failures, manifesting themselves as sewage spills and discharge permit violations. The existing system was not designed to live far into the 21st Century and GCSD is faced with embarking on a major capital programs designed to satisfy the community's needs and meet regulatory requirements. GCSD is planning to construct miscellaneous water distribution system upgrades to provide

better and more reliable water service in downtown Groveland area and Big Oak Flat. District Improvement Standards are in place and meet or exceed American Water Works Standards.

As the system is upgraded and expanded the Water Master Plan is followed. As a result, system reliability does not diminish as it is expanded into new service areas. Funds to maintain and expand the system to meet the continued growth in water demand are collected through water rates and development fees.

Table 7-1 Basis of Water Year Data (Standard Table 7-1)			
Year Type	Base Year	Available Supplies if Year Type Repeats	
		Volume Available	% of Average Supply
Average Year	2015		100%
Single-Dry Year	2015		100%
Multiple-Dry Years 1st Year	2015		100%
Multiple-Dry Years 2nd Year	2015		100%
Multiple-Dry Years 3rd Year	2015		100%

7.4. Supply and Demand Assessment

CWC 10635 (a)

Every urban water supplier shall include, as part of its urban water management plan, an assessment of the reliability of its water service to its customers during normal, dry, and multiple dry water years. This water supply and demand assessment shall compare the total water supply sources available to the water supplier with the total projected water use over the next 20 years, in five-year increments, for a normal water year, a single dry water year, and multiple dry water years. The water service reliability assessment shall be based upon the information compiled pursuant to Section 10631, including available data from state, regional or local agency population projections within the service area of the urban water supplier.

7.4.1. Normal Year

The reliability of GCSD’s water supply and lack of vulnerability to seasonal or climatic shortage is discussed in Chapter 6. As previously stated, SFPUC has planned to assure a reliable water supply during drought years through the implementation of the Water System Improvement Plan. Assuming a normal year water condition, no deficiencies in water deliveries are anticipated.

Surface water has and will continue to provide drought protection for the City. However, the City has engaged in extensive emergency planning in preparation for potential service interruptions and a Water Shortage Contingency Plan is presented in Chapter 8.

Comparisons of projected supply and demand for normal year through 2040, in five-year increments are presented in Table 7-2.

Table 7-2 Normal Year Supply and Demand Comparison (Standard Table 7-2)					
	2020	2025	2030	2035	2040
Supply totals	131	132	133	134	135
Demand totals	131	132	133	134	135
Difference	0	0	0	0	0

7.4.2. Single Dry Year

Dry year effects are simulated through a methodology which assumes that dry year demand will decrease by approximately 10 percent below normal year demands as a consequence of mandatory water use restrictions. As previously stated, the SFPUC delivers approximately 265 mgd (of which GCSD’s portion is 0.4 mgd) all of which can be met through existing resources. Also, the SFPUC plans its water deliveries anticipating that a drought worse than the 1987 through 1992 drought may occur. Therefore, it is not anticipated that a single or multiple dry year period will reduce the availability of water supply to GCSD.

Projected supplies were compared to the decreased demands for dry years and are presented in Table 7-3.

Table 7-3 Single Dry Year Supply and Demand Comparison (Standard Table 7-3)					
	2020	2025	2030	2035	2040
Supply totals	118	119	120	121	122
Demand totals	118	119	120	121	122
Difference	0	0	0	0	0

7.4.3. Multiple Dry year

Table 7-4 shows water supply and demands during multiple dry year events over the planning period. GCSD assumes, conservatively, that surface water supplies from the SFPUC will be reduced by 25% during the second and third dry years. To offset reduced surface water supplies and to meet water demands during this period, the SFPUC plans to identify 10 mgd of groundwater, recycled water, and conservation programs to reduce the need for rationing when demand levels increase in the future. This will decrease the amount of conservation required in a drought and is currently estimated to be a 10 percent reduction.

Table 7-4 Multiple Dry Years Supply and Demand Comparison (Standard Table 7-4)						
		2020	2025	2030	2035	2040
First year	Supply totals	118	119	120	121	122
	Demand totals	118	119	120	121	122
	Difference	0	0	0	0	0
Second year	Supply totals	105	106	106	107	108
	Demand totals	105	106	106	107	108
	Difference	0	0	0	0	0

Table 7-4 Multiple Dry Years Supply and Demand Comparison (Standard Table 7-4)						
		2020	2025	2030	2035	2040
Third year	Supply totals	92	92	93	94	95
	Demand totals	92	92	93	94	95
	Difference	0	0	0	0	0

As shown in Tables 7-2, 7-3, and 7-4, anticipated supplies surface water is sufficient to meet all demands through year 2040 even under drought conditions. In order to continue to utilize surface water, it is essential that GCSD continue its current efforts towards conservation.

7.5. Regional Supply Reliability

CWC 10620 (f)

An urban water supplier shall describe in the plan water management tools and options used by that entity that will maximize resources and minimize the need to import water from other regions.

GCSD recognizes the importance of maintaining a high quality, reliable water supply. Although water is a renewable resource, there is a limit on the amount of water that can be sustainably drawn from a given supply source. But because of GCSD’s location and the lack of other available supply sources, the use of surface water as a primary water supply source is expected to continue through 2040.

Through the implementation of the Water System Improvement Plan, SEFUC has guaranteed GCSD a reliable water supply, that will meet demand even during periods of drought. Due to GCSD’s proximity to the Hetch Hetch Aqueduct system, little or no improvements is needed to supply GCSD under drought conditions. Because GCSD has a contract service area agreement with SFPUC until 2034 and GCSD is located on the uppermost portion of their transmission system, GCSD and SFPUC estimate that sufficient quantities of water will be available from the Hetch Hetchy system to meet projected demands over the next twenty years

CHAPTER 8 WATER SHORTAGE CONTINGENCY PLANNING

8.1. Introduction

CWC 10632

The plan shall provide an urban water shortage contingency analysis that includes each of the following elements that are within the authority of the urban water supplier.

- (a) Stages of action to be undertaken by the urban water supplier in response to water supply shortages, including up to a 50 percent reduction in water supply, and an outline of specific water supply conditions which are applicable to each stage.*
- (b) An estimate of the minimum water supply available during each of the next three water years based on the driest three-year historic sequence for the agency's water supply.*
- (c) Actions to be undertaken by the urban water supplier to prepare for, and implement during, a catastrophic interruption of water supplies including, but not limited to, a regional power outage, an earthquake, or other disaster.*
- (d) Additional, mandatory prohibitions against specific water use practices during water shortages, including, but not limited to, prohibiting the use of potable water for street cleaning.*
- (e) Consumption reduction methods in the most restrictive stages. Each urban water supplier may use any type of consumption reduction methods in its water shortage contingency analysis that would reduce water use, are appropriate for its area, and have the ability to achieve a water use reduction consistent with up to a 50 percent reduction in water supply.*
- (f) Penalties or charges for excessive use, where applicable.*
- (g) An analysis of the impacts of each of the actions and conditions described in subdivisions (a) to (f), inclusive, on the revenues and expenditures of the urban water supplier, and proposed measures to overcome those impacts, such as the development of reserves and rate adjustments.*
- (h) A draft water shortage contingency resolution or ordinance.*
- (i) A mechanism for determining actual reductions in water use pursuant to the urban water shortage contingency analysis.*

Water shortage contingency planning is a strategic planning process to prepare for and respond to water shortages. Good planning and preparation can help agencies maintain reliable supplies and reduce the impacts of supply interruptions.

This chapter provides a description of the water shortage contingency planning efforts at GCSD. Guidance is included for reporting the staged response to a water shortage, such as a drought, that occurs over a period of time, as well catastrophic supply interruptions which occur suddenly.

A water shortage contingency plan (WSCP) is a document that can be created separately from the UWMP and amended as needed without amending the corresponding UWMP. However, the most current version of the WSCP must be included as part of the UWMP when the UWMP is submitted to DWR.

8.2. Phases of Action

CWC 10632 (a)

(1) Stages of action to be undertaken by the urban water supplier in response to water supply shortages, including up to a 50 percent reduction in water supply, and an outline of specific water supply conditions which are applicable to each stage.

GCSD has developed a four-phase conservation plan. Each phase includes specific water conservation actions and use restrictions designed to reduce water use. Implementation of each phase is cumulative; meaning that implementation of a higher phase shall also include implementation of all previous phases. Shortage conditions for each phase are based on a percent reduction of water supply.

During natural disasters or if the health and safety of persons within GCSD’s service area is jeopardized, GCSD may need to skip phases to address the emergency water shortage. The water shortage plan and resolution are designed to be flexible so that GCSD can respond to the specific situation occurring at a particular time.

Section 18.04 of GCSD’s amended Water Ordinance describes the following five conservation phases

I. Phase 1 - Ongoing Water Conservation

Phase 1 calls for a low level of informational outreach and enforcement of the permanent water use ordinances. Customers of GCSD are directed to limit the amount of water used on a year round basis. GCSD shall implement the following Phase 1 water conservation measures at all times regardless of the existence of a water shortage emergency:

1. Education programs.
2. Promotion of water-saving landscaping.
3. Requirement of low-flow fixtures in new developments.
4. Meter and/or flow control for all customer accounts and plant production activities.
5. Maintain tiered water rates for treated water.
6. Prohibit wasteful use of water.
7. Review water measuring and/or metering devices for accuracy.

II. Phase 2 – Voluntary Conservation Measures

Upon the findings of the Board of Directors in accordance with Section 18.03 that there is a potential threat of an emergency or water shortage based on forecasted precipitation, snowpack and reservoir levels, or if SFPUC calls for Phase 2 conservation measures, GCSD shall adopt a resolution that implements the following measures:

1. Increase public awareness.

2. Prohibit fire hydrant flow testing
3. Restaurants shall serve water only upon customer request
4. Water customers will be notified that it is a low water year and will be requested to reduce water usage from the previous year's usage. GCSO will provide information on conservation methods.
5. GCSO will contact the highest water users to encourage use of water conservation methods.

III. Phase 3 – Mandatory Water Conservation Measures

Upon the findings of the Board of Directors in accordance with Section 18.03 that there is a potential threat of an emergency or water shortage based on forecasted precipitation, snowpack and reservoir levels, or if the SFPUC calls for Phase 3 conservation measures, GCSO shall adopt a resolution that implements the following measures:

1. If the SFPUC has declared Phase 3 conservation measures, GCSO's water reduction goal must match or exceed the water reduction goal identified by the SFPUC. The water reduction goal will be defined as a percentage reduction of the prior year's water usage and may be updated as conditions change.
2. Prohibit watering of lawns, gardens and other outdoor vegetation by use of irrigation systems, hoses, faucets or other outlets connected to the public water supply.
3. Watering lawns is allowed whenever the water reduction goal is forty percent (40%) or less.
4. Properties with addresses ending in an even number may irrigate only on Tuesday and Thursday.
5. Properties with addresses ending in an odd number may irrigate only on Tuesday and Thursday.
6. Prohibit irrigation which results in water running onto driveways, gutters, streets, adjoining property, and/or any other water runoff.
7. Prohibit washing of cars, boats, trailers, equipment or other vehicles by hose or by use of water directly from faucets or outlets connected to the public water supply. Washing such vehicles may occur at District approved commercial washing facilities that utilize water recycling capabilities.
8. Prohibit washing of sidewalks, walkways, driveways, patios, parking lots, graveled areas, tennis courts or other hard-surfaced areas, including residential and commercial establishments, by hose or by use of water from faucets or other outlets connected to the public water supply.
9. New construction service applications shall be granted upon condition that water shall be used only for interior purposes and landscaping that does not require watering. Any landscaping requiring the use of water shall be delayed until repeal of Phase III restrictions.
10. Prohibit use of water in decorative fountains, pools, recreational ponds and the like is limited to the minimum necessary to preserve aquatic life if present.

11. Prohibit use of water for dust control, earth compaction, and other outdoor construction activities.

12. Prohibits filling of new or existing swimming pools, spas and recreation ponds.

IV. Phase 4 – Mandatory Conservation Measures for Extreme Emergency

Upon the findings of the Board of Directors in accordance with Section 18.03 that an extreme emergency or water shortage exists based on forecasted precipitation, snowpack and reservoir levels, or an emergency event, or if the SFPUC calls for Phase 4 conservation measures, GCSD shall adopt a resolution that implements the following measures:

1. Immediately notify appropriate media outlets, and post local road signage notifying the public of the current water use restrictions.
2. Prohibit landscape/outdoor watering by hose or by use of water directly from faucets or outlets connected to the public water supply.
3. Prohibit excessive water use, without reasonable cause as determined by GCSD.

The UWMP requires that agencies manage water supplies to minimize the social and economic impact of water shortages. The UWMP must be designed to provide a minimum 50 percent of normal supply during a severe or extended water shortage. As the water purveyor, GCSD must provide the minimum health and safety water needs of the community at all times. Table 8-1 summarizes the Phases of the City’s current Water Conservation Plan and the Water supply condition that would determine when a particulate phase must be implemented.

Table 8-1 Phases of Water Shortage Contingency Plan (Standard Table 8-1)		
Phase	Complete Both	
	Percent Supply Reduction ¹	Water Supply Condition
1	10	<ul style="list-style-type: none"> ❖ Average (or above average) Precipitation for the last 12-24 months ❖ Total production capacity in operation at 100 percent ❖ Adequate pressures in the system during PHF periods
2	10	<ul style="list-style-type: none"> ❖ Below Average Precipitation for the last 12-24 months ❖ Total production capacity loss of 10 percent
3	20	<ul style="list-style-type: none"> ❖ Below Average Precipitation for the last 24-36 months ❖ Total production capacity loss of 20 percent
4	50	<ul style="list-style-type: none"> ❖ Below Average Precipitation for the last 36-48 months ❖ Total production capacity loss greater than 20 percent.
¹ One stage in the Water Shortage Contingency Plan must address a water shortage of 50%.		

Each phase includes a water reduction objective, in percent of normal water demands. The rationing plan includes voluntary and mandatory conservation measures that are dependent on the cause, severity and anticipated duration of the water supply shortage. A combination of voluntary and mandatory water conservation measures would be used to reduce water usage in the event of water shortages.

8.3. Prohibitions on End Uses

CWC 10632 (a)

(4) Additional, mandatory prohibitions against specific water use practices during water shortages, including, but not limited to, prohibiting the use of potable water for street cleaning.

(5) Consumption reduction methods in the most restrictive stages. Each urban water supplier may use any type of consumption reduction methods in its water shortage contingency analysis that would reduce water use, are appropriate for its area, and have the ability to achieve a water use reduction consistent with up to a 50 percent reduction in water supply.

Section 18.04 of GCS D’s Water Ordinance contains provisions with regards to water conservation including prohibition on end uses during the various phases of water conservation. Table 8-2 lists the mandatory prohibitions against specific water activities during times of water shortages, especially during droughts. The prohibitions include specific changes in water use and educational components. The levels are additive and the higher levels of drought response are inclusive of the lower levels requirements.

Table 8-2 Restrictions and Prohibitions on End Uses (Standard Table 8-2)			
Phase	Restrictions and Prohibitions on End Users	Additional Explanation or Reference	Penalty, Charge, or Other Enforcement?
1	Other	Requirement of low-flow fixtures in new developments	Yes
2	Other	Prohibit fire hydrant flow testing	Yes
2	CII - Restaurants may only serve water upon request	Restaurants shall serve water only upon customer request	Yes
3	Landscape - Prohibit certain types of landscape irrigation	Watering of lawns, gardens and other outdoor vegetation by use of irrigation systems, hoses, faucets or other outlets connected to the public water supply is prohibited	Yes
3	Landscape - Other landscape restriction or prohibition	Individual garden plants or trees may be irrigated only by the use of buckets, containers or properly maintained irrigation drip systems	Yes
3	Landscape - Limit landscape irrigation to specific days	Properties with addresses ending in an even number may irrigate only on Tuesday and Thursday	Yes

Table 8-2 Restrictions and Prohibitions on End Uses (Standard Table 8-2)

Phase	Restrictions and Prohibitions on End Users	Additional Explanation or Reference	Penalty, Charge, or Other Enforcement?
3	Landscape - Limit landscape irrigation to specific days	Properties with addresses ending in an odd number may irrigate only on Wednesday and Friday	Yes
3	Landscape - Limit landscape irrigation to specific times	Irrigation may occur only between 7:00 p.m. and 9:00 a.m.	Yes
3	Landscape - Restrict or prohibit runoff from landscape irrigation	Irrigation which results in water running onto driveways, gutters, streets, adjoining property, and/or any other water runoff is prohibited	Yes
3	Other - Prohibit vehicle washing except at facilities using recycled or recirculating water	Washing of cars, boats, trailers, equipment or other vehicles by hose or by use of water directly from faucets or outlets connected to the public water supply is prohibited.	Yes
3	Other - Prohibit use of potable water for washing hard surfaces	Washing of sidewalks, walkways, driveways, patios, parking lots, graveled areas, tennis courts or other hard-surfaced areas, including residential and commercial establishments, by hose or by use of water from faucets or other outlets connected to the public water supply is prohibited.	Yes

8.3.1. Landscape Irrigation

Section 18.04(C)(3)(iv) of GCSD’s Water Ordinance requires all users of water within GCSD limits of the Groveland Community Services District to be subject to the following regulation:

- A. Addresses ending in an even number may irrigate only on Tuesday and Thursday.
- B. Addresses ending in an odd number may irrigate only on Wednesday and Friday.
- C. Irrigation may occur only between 7:00 p.m. and 9:00 p.m.

8.3.2. Commercial, Industrial, Institutional (CII)

Section 18.04(C)(3)(xiv)(d) of GCSD’s Water Ordinance requires all users to comply with water use restrictions as determined by GCSD. Commercial and industrial users are subject to outdoor irrigation watering restrictions starting in Phase 2 of the conservation plan.

8.3.3. Water Features and Swimming Pools

The use of decorative fountains or reflection ponds is prohibited in Groveland starting with Phase 3 of the water conservation plan. Filling newly constructed or drained swimming pools with District water is also prohibited at Phase 3 of the Water Conservation Plan.

8.3.4. Defining Water Features

CWC 10632 (b)

Commencing with the urban water management plan update due July 1, 2016, for purposes of developing the water shortage contingency analysis pursuant to subdivision (a), the urban water supplier shall analyze and define water features that are artificially supplied with water, including ponds, lakes, waterfalls, and fountains, separately from swimming pools and spas, as defined in subdivision (a) of Section 115921 of the Health and Safety Code.

Health and Safety Code Section 115921

As used in this article the following terms have the following meanings:

(a) "Swimming pool" or "pool" means any structure intended for swimming or recreational bathing that contains water over 18 inches deep. "Swimming pool" includes in-ground and aboveground structures and includes, but is not limited to, hot tubs, spas, portable spas, and non-portable wading pools.

Section 18.04(C)(3)(ix) of GCSD’s Water Ordinance prohibits the use of any decorative water feature unless they use recirculating water. GCSD also restricts filling newly constructed or drained pools during the highest water conservation phase.

8.4. Penalties, Charges, Other Enforcement of Prohibitions

CWC 10632 (a)

(6) Penalties or charges for excessive use, where applicable.

Section 18.04(C)(3)(xiv)(e) of GCSD’s Water Ordinance establishes the following penalties for excessive water use violations:

1. First Violation: Customer will receive a written warning from GCSD that a further violation will result in water restrictions and penalties.
2. Second Violation: Payment of \$50 penalty.

3. Third Violation: Payment of a \$100 penalty and customer’s service will be restricted by a flow restriction device for 30 days.
4. Fourth Violation: Payment of a \$500 penalty and customer’s water service will be restricted by a flow restriction device until GCSO repeals the state of emergency, threat of emergency or shortage.
5. Continued Violation: Payment of a \$500 penalty and continued water service restriction. GCSO may, in its discretion, pursue misdemeanor charges pursuant to Water Code Section 71644 which may result in imprisonment in the county jail for not more than 30 days, or by fine not exceeding \$600, or by both.

8.5. Consumption Reduction Methods

8.5.1. Categories of Consumption Reduction Methods

Table 8-3 provides a summary of the consumption reduction methods that will be used by the Groveland Community Services District. The consumption reduction methods in Table 8-3 come from the 2015 UWMP Guidebook for Urban Water Suppliers.

Table 8-3 Phases of Water Shortage Contingency Plan - Consumption Reduction Methods (Standard Table 8-3)		
Phase	Consumption Reduction Methods by Water Supplier	Additional Explanation or Reference
1	Expand Public Information Campaign	
1	Increase Water Waste Patrols	
2	Expand Public Information Campaign	
2	Increase Water Waste Patrols	
2	Reduce System Water Loss	
3	Expand Public Information Campaign	
3	Increase Water Waste Patrols	
3	Reduce System Water Loss	
3	Decrease Line Flushing	
4	Expand Public Information Campaign	
4	Increase Water Waste Patrols	
4	Reduce System Water Loss	
4	Decrease Line Flushing	
4	Implement or Modify Drought Rate Structure or Surcharge	

Examples of specific actions that could fall into each category are discussed next. Where deemed helpful, comments regarding GCSO's specific implementations are also inserted into the suggested language from the State's publication.

- ❖ Expand Public Information Campaign- Begin or enlarge media campaign. Create bill insert with conservation information. Write articles for local newspaper. Conduct water efficiency workshops for different customer sectors.
- ❖ Improve Customer Billing- Increase billing frequency. Change format to report consumption in gallons per capita per day. Add information to the bill comparing the customer's use to similar customers.
- ❖ Offer Water Use Surveys- Actively reach out to high water users to offer water use surveys. Expand water use survey program to include new sectors.
- ❖ Provide Rebates or Giveaways of Plumbing Fixtures and devices- Implement new (toilet, clothes washer, etc....) rebate programs. Implement new (shower head, aerator, etc....) giveaway programs. GCSD will investigate funding sources and implementation of such programs over its next five-year water management planning cycle.
- ❖ Provide Rebates for Landscape Irrigation Efficiency - Implement a new landscape efficiency rebate program that provides rebates for landscape conversion, irrigation controllers, sprinkler heads, etc.... Funding for programs of this type has not been available. GCSD will investigate funding sources and implementation of such programs over its next five-year water management planning cycle.
- ❖ Decrease Line Flushing - Decrease the length of time for each line flushing. Decrease the frequency of line flushing.
- ❖ Reduce System Water Loss- Implement a water audit program and expand the leak repair program to control system losses.
- ❖ Increase Water Waste Patrols - Implement a Water Waste Patrol program. Increase staffing for Water Waste Patrol. Increase authority of Water Waste Patrol.
- ❖ Implement or Modify Drought Rate Structure or Surcharge -Implement a drought rate structure or modify a drought rate structure with a drought surcharge on all customers.

8.5.2. Rate Structures

"Drought surcharges" are surcharges that are implemented in times of water shortage. A drought surcharge is different from a conservation rate structure, which is in place at all times. Agencies may choose to embed a drought rate structure within their conservation rate structure. GCSD does not currently have a drought surcharge rate ordinance. Water rates were revised in 2014 to restore revenues lost as a consequence of reduces water consumption. Revenue reductions are usually covered by reserves. If the duration of a drought period is such that reserves are exhausted GCSD may need to implement a drought surcharge at that time or increase rates.

It is an important water conservation strategy to set costs that recover the full water program costs. When these costs are ignored the price of water does not reflect its true costs. Traditional economic theories teach that any product that is underpriced will be subject to higher consumption demand than would be the case if fairly priced. This same principle seems to also apply to water.

In GCSD’s most recent rate study costs are shifted gradually from the Base Charge to Use Charges over the Study Period. Under the FY 2015/16 cost structure, 76 percent of the monthly residential charger is fixed while 24 percent is variable based on metered consumption. GCSD may elect in the future to further reduce the fixed amount in lieu of higher consumption charges. GCSD’s rates also contain a Tiered structure with higher consumption rates in the upper Tiers which also encourages water conservation.

8.6. Determining Reductions

CWC 10632(a)

(9) A mechanism for determining actual reductions in water use pursuant to the urban water shortage contingency analysis.

GCSD will rely on monthly water meter readings to record the production and consumption of water.

8.7. Revenue and Expenditure Impacts

CWC 10632 (a)

(7) An analysis of the impacts of each of the actions and conditions described in paragraphs (1) to (6), inclusive, on the revenues and expenditures of the urban water supplier, and proposed measures to overcome those impacts, such as the development of reserves and rate adjustments.

A high proportion of GCSD’s revenues come from volumetric water rates. As a result, GCSD’s revenues vary depending on the phase of water conservation that they District is in. In dry years, local demands will decrease as a consequence of prohibitions on certain water uses, and GCSD may receive lower than anticipated revenues due to reduced sales volumes. In contrast, in wet years, demands increase as prohibitions are lifted, and revenues increase due to higher sales volumes.

Such revenue surpluses and shortages could cause instability in water rates. To mitigate this risk, GCSD maintains financial reserves, with a minimum and target balance, to stabilize water rates during times of reduced water sales. The reserves hold revenues collected during times of high water sales and are used to offset the need for revenues during times of low sales.

8.8. Resolution or Ordinance

CWC 10632 (a)(8)

A draft water shortage contingency resolution or ordinance.

GCSD adopted Water Ordinance No. 2-10 in March of 2010. The Ordinance includes the amendment that adds an article (Article 18) with regards to water conservation and education. Amendment No. 1 to Water Ordinance No. 2-10 was adopted in May of 2014. Section 18.04 contains a water conservation plan and

outlines the various phases of water conservation. A copy of GCSD’s Water Ordinance and Article 18 are included in Appendix I.

8.9. Catastrophic Supply Interruption

CWC 10632

(a)(3) Actions to be undertaken by the urban water supplier to prepare for, and implement during, a catastrophic interruption of water supplies including, but not limited to, a regional power outage, an earthquake, or other disaster.

This section of the UWMP identifies what actions will be taken by GCSD if there is a catastrophic reduction in water supplies. Catastrophic supply interruptions differ from the staged drought responses addressed earlier in this chapter in that catastrophic interruptions occur suddenly and can immediately jeopardize a large portion, or all, of GCSD’s water supply.

GCSD purchased a Pall Aria Microfiltration (MF) Water Treatment System from the Pall Corporation in November of 2007. In the event of a catastrophic supply interruption the Pall system, known as the Alternative Water Supply Treatment Plant, or AWS, can be brought online within a matter of hours to produce potable water for GCSD’s customers. The Pall Aria MF system is designed and permitted to pump water from Pine Mountain Lake, which is a separate surface water source for GCSD.

The Pall Aria Microfiltration (MF) System is contained within a semi-trailer, allowing the treatment plant to be moved where needed. Two 21,000 gallon mobile chlorine contact tanks, a mobile chemical supply trailer, and a mobile booster pump trailer accompany the MF semitrailer. GCSD has negotiated a site rental agreement with the Pine Mountain Lake Association (PMLA) so as to have a semi-permanent location for the Pall trailer and associated equipment in the PMLA maintenance yard. This precludes the necessity of decommissioning and moving the trailer and equipment back to GCSD property for storage during non-use periods, and then moving the equipment back for re-commissioning when needed.

Possible catastrophic interruptions to GCSDs water supply could occur due to flooding, major fire emergencies, regional power outages, earthquakes, and water contamination, or acts of sabotage. The action stages to be implemented during a catastrophic water supply interruption are described below.

8.9.1. Flooding

GCSD’s facilities and water treatment plants, located in the foothills of the Sierra Nevada Mountains, are at low risk from flooding. However, redundancy has been built into the treatment and distribution systems in the event that flooding should incapacitate any of GCSD’s facilities. If GCSD’s Big Creek water treatment plant was placed out of service due to flooding, production at the Second Garrote water treatment plant would be increased in order to meet demand. Conversely, water production at the Big Creek facility can be increased, should the Second Garrote treatment plant become unusable. Additionally, GCSD’s Alternative Water Supply (AWS) microfiltration plant can be activated in a matter of hours should either or both of the permanent water treatment plants become inactive. The AWS treats water from Pine Mountain Lake, which is a separate supply source.

8.9.2. Major Fire Emergencies

GCSD has redundancy in multiple water storage tanks, two separate permanent water treatment plants, and its mobile Alternative Water Supply (AWS) microfiltration plant. The AWS provides an added benefit to GCSD because it utilizes a separate surface water supply source. Should one or the other treatment plant be incapacitated by a major fire emergency, production at other treatment facilities can be increased to compensate. Production at any of the plants can be increased in order to provide additional water for fire protection services.

GCSD has governing authority over the local fire department. In the event of a fire emergency, District personnel maintain contact with local firefighting agencies by telephone or by face to face contact. GCSD maintains five water storage tanks within its distribution system with varying tank volumes. Tank 1 has a maximum storage capacity of 500,000 gallons, Tank 2 - 750,000, Tank 3 - 750,000, Tank 4 - 500,000, and Tank 5 – 140,000 gallons. Additionally, GCSD maintains a 2,000,000 gallon clearwell at its Second Garrote and at its Big Creek water treatment plants. Total storage volume, including the clearwells is equal to 6,640,000 gallons. Tank levels are maintained at near capacity during the fire season. Storage tank levels and water production can be increased immediately by District water treatment personnel. Water treatment plant operators are on call twenty-four hours a day, seven days a week on a rotational basis.

8.9.3. Regional Power Outage

In the event of a regional power outage, GCSD is prepared to meet water demands through the use of backup generators located at both of the permanent water treatment plants, its Alternative Water Supply (AWS) microfiltration plant, storage tanks, and pump stations. Additional power redundancy has been provided for GCSD's radio and SCADA systems.

8.9.4. Earthquake

GCSD's water system infrastructure, including treatment plants, pump stations, storage tanks, and pipelines, could be damaged during a strong earthquake. GCSD is located in USGS Earthquake Zone 3 = 0.30g. Although GCSD is not located within a highly active seismic zone, some facilities could be damaged as the result of an earthquake up to a magnitude of 6.0 on the Richter scale. GCSD has planned for this potential by constructing redundancy into its water system. GCSD has two existing permanent water treatment plants, a mobile Alternative Water Supply (AWS) microfiltration plant, multiple storage tanks, looped distribution pipelines, and isolation valves, to allow potentially damaged portions of GCSD's system to be isolated and repaired.

8.9.5. Water Contamination or Acts of Sabotage

A catastrophic interruption in water supply could occur if the SFPUC's Hetch Hetchy Reservoir or Mountain Tunnel became contaminated (e.g., due to a chemical spill, act of sabotage, or other environmental incident) or either of GCSDs permanent water treatment plants are shutdown (e.g., due to a treatment process or mechanical failure or an act of sabotage). In such a case, GCSD can rely on its unaffected storage capacity and the Alternative Water Supply (AWS) Microfiltration system to supply water from Pine Mountain Lake.

8.9.6. Emergency Actions

The following emergency actions will be implemented by the Public Works Department and Utilities Division:

Table 8-4 - Emergency Actions from Emergency Response Plan	
Situation	Steps to be taken
Leak or Service Interruption (Result of earthquake, etc.)	<ol style="list-style-type: none"> 1. Isolate leak. Turn power or flow off, if necessary, to control leak. 2. Repair or isolate break to allow service to the maximum system population possible. Disinfect as per attached AWWA Standards; increase system disinfectant residual as precaution, until normal service is resumed. 3. Do Bacteriological sampling until 3 good consecutive samples are confirmed. 4. Reestablish normal service.
Low Pressure (Result of earthquake, fire, storm, etc.)	<ol style="list-style-type: none"> 1. Increase production, if possible, to provide maximum system output. 2. Increase disinfectant residual as precaution to potential contamination.
Power outage	<ol style="list-style-type: none"> 1. Generator will automatically go on line to provide continuous water pressure to system. 2. Increase disinfectant residual as precaution to potential contamination.

8.10. Minimum Supply Next Three Years

CWC 10632 (a) (2)

An estimate of the minimum water supply available during each of the next three water years based on the driest three-year historic sequence for the agency's water supply.

GCSD relies solely on surface water for its source of water supply and is therefore is subject to reduction in its water supply.

As discussed in Section 7.5, SEFUC has guaranteed GCSD a reliable water supply that will meet demand even during periods of drought through the implementation of the Water System Improvement Plan. Due to GCSD’s proximity to the Hetch Hetch Aqueduct system, little or no improvements is needed to supply GCSD under drought conditions. Because GCSD has a contract service area agreement with SFPUC until 2034 and GCSD is located on the uppermost portion of their transmission system, GCSD and SFPUC estimate that sufficient quantities of water will be available from the Hetch Hetchy system to meet projected demands over the next twenty years.

Also, the SFPUC plans its water deliveries anticipating that a drought worse than the 1987 through 1992 drought may occur. As a result, the SFPUC system operations are designed to provide sufficient carry-over

water in SFPUC reservoirs after six years of drought. This design enables SFPUC to continue to deliver water, although at significantly reduced levels, during and after a drought. Other than the 1976-77 drought, drought sequences in the past have not seriously affected the ability of the SFPUC to maintain full deliveries to its customers.

Table 8-5 Minimum Supply Next Three Years (Standard Table 8-4)			
	2016	2017	2018
Available Water Supply	87	87	88

CHAPTER 9 DEMAND MANAGEMENT MEASURES

9.1. Introduction

Demand management measures (DMMs) are specific actions a water supplier takes to support its water conservation efforts. The goal of this Demand Management Measures (DMM) Chapter is to provide a comprehensive description of the water conservation programs that GCSD has implemented, is currently implementing, and plans to implement in order to meet its urban water use reduction targets.

The section of the CWC addressing DMMs was significantly modified in 2014, based on recommendations from the Independent Technical Panel (ITP) to the legislature. The ITP was formed by DWR to provide information and recommendations to DWR and the Legislature on new demand management measures, technologies and approaches to water use efficiency.

In its report to the Legislature, the ITP recommended that the UWMP Act should be amended to simplify, clarify, and update the DMM reporting requirements. The ITP recommended, and the legislature enacted, streamlining the retail agency requirements from 14 specific measures to six more general requirements plus an “other” category.

GCSD realizes the importance of DMMs to ensure a reliable future water supply. GCSD is committed to implementing water conservation programs to maximize sustainability in meeting future water needs for its customers. Due to the continued effective water conservation measures implemented by GCSD, the 2015 per capita water use has dropped to roughly 95 gallons per capita per day (GPCD) from 130 GPCD in 2005.

A description of GCSD’s DMMs follows.

9.2. Demand Management Measures for Retail Agencies

CWC 10631 (f)

(1) (B) The narrative pursuant to this paragraph shall include descriptions of the following water demand management measures:

- (i) Water waste prevention ordinances.*
- (ii) Metering.*
- (iii) Conservation pricing.*
- (iv) Public education and outreach.*
- (v) Programs to assess and manage distribution system real loss.*
- (vi) Water conservation program coordination and staffing support.*

(vii) Other demand management measures that have a significant impact on water use as measured in gallons per capita per day, including innovative measures, if implemented.

9.2.1. Water Waste Prevention Ordinance

This DMM consists of adopting and enforcing a water waste ordinance that explicitly states that the waste of water is to be prohibited. The ordinance must prohibit specific actions that waste water, such as excessive runoff from landscape irrigation, or use of a hose outdoors without a shut off nozzle.

GCSD adopted Amendment No. 1 to Water Ordinance 2-10 in May 2015 that amends the existing Water Ordinance. More specifically, the Amendment adds Article 18 – Water Shortage Emergencies. Section 18.04 describes water conservation phases. In response to the current drought and state’s actions, the GCSD Board of Directors declared a State 4 Drought Emergency on June 3, 2015 by the adoption of Resolution 6-15. This declaration moves GCSD into a 33 percent mandatory reduction in water consumption.

As shown in Chapter 8, GCSD has recently been more pro-active in response to water wasting. As part of the water conservation efforts GCSD has expanded its public outreach and education on water conservation and has increased enforcement of water waste prohibitions. The increased vigilance and enforcement by GCSD has been reflected in the per capita water use associated with residential users. The per capita water use has declined 25% from 126 GPCD in 2010 to 95 GPCD in 2015.

9.2.2. Metering

CWC 526

(a) Notwithstanding any other provisions of law, an urban water supplier that, on or after January 1, 2004, receives water from the Federal Central Valley Project under a water service contract or subcontract... shall do both of the following:

(1) On or before January 1, 2013, install water meters on all service connections to residential and nonagricultural commercial buildings... located within its service area.

CWC 527

(a) An urban water supplier that is not subject to Section 526 shall do both the following:

(1) Install water meters on all municipal and industrial service connections located within its service area on or before January 1, 2025.

This DMM requires that water meters be installed for all new connections to allow billing by volume of use. This program also applies to retrofitting any existing unmetered connections. Article 4 Section 4.05 of District’s Water Ordinance requires installation of a water meter prior to approval of building permits obtained for construction, renovation, addition or alterations of structures.

GCSD’s water systems are fully metered. GCSD has implemented the new automate meter reading system (AMR). The AMR system allows GCSD to audit meters and proactively identify and stop customer leaks. GCSD also evaluate customer records and conducts water audits prioritized by high consumption to initiate action to reduce water usage by these customers.

9.2.3. Conservation Pricing

A conservation pricing structure is already in place and is not dependent upon a water shortage. GCSD's rate structure is designed to promote conservation by providing a 4,000-gallon monthly consumption allowance included in the monthly base rate. Water usage of 4,001 to 7,000 gallon per month is billed at a rate of \$0.00379 for every gallon. Water usage of 7,001 to 12,000 gallon per month is billed at a rate of \$0.00569 for every gallon, and water usage in excess of 12,000 is billed at a rate of \$0.00757 for every gallon. The excess consumption amount is added to the monthly bill.

9.2.4. Public Education and Outreach

GCSD distributes public information regarding water issues in mass mailings to all water service customers, through GCSD's Internet website, and directly to walk-in customers at the GCSD administration building. Also, when warranted, time-critical public information is dispersed through the local print media, radio station announcements and public events.

Water use regulations and the annual Drinking Water Consumer Confidence Report (water quality report) are mailed each year to all customers. GCSD takes advantage of these mailings when necessary to provide its customers additional information on water conservation and other demand management measures.

Display cases and bulletin boards at District facilities augment the mailings by providing a permanent posting of the most current District mailings.

GCSD monthly water bill distributed to all water service customers is another vehicle used by GCSD for public education purposes. The bill mailing also contains public service announcements that are used to remind citizens of conservation and demand management measures.

9.2.5. Programs to Assess and Manage Distribution System Real Loss

GCSD recognizes distribution system leakage can be a primary type of loss. While it is essential to control losses, the initial step is to assemble a water audit to identify the nature and volumes of losses and financial impacts that these losses exert.

As previously stated, GCSD has implemented the automated meter reading system (AMR). This system allows District personnel to identify when a customer's meter has not stopped for one hour over the course of seven days. GCSD is now capable of completing annual water audits to accurately quantify the volume of water loss.

9.2.6. Water Conservation Program Coordination and Staffing Support

GCSD's General Manager is the designated Water Conservation Coordinator. In addition, staff supports the coordinator and the water conservation activities of GCSD and its customers. The Water Conservation Coordinator's responsibilities include:

- ❖ Coordination with internal District departments and the community at large to promote the principles of responsible water resource stewardship.
- ❖ Monitoring the practice and application of DMMs.
- ❖ Supervising the activities of the Water Patrol.

- ❖ Planning and participating in community water conservation education projects.

The Water Conservation Committee has authorized use of District funds to support water conservation efforts.

9.2.7. Other Demand Management Measures

9.2.7.1. Low-Flow Toilet Rebate Program

This program benefits existing customers by reducing their water consumption while minimizing the impact of their lifestyle. State legislation requires the installation of efficient plumbing in new construction, and effective 1994 requires that only Ultra Low Flush Toilets be sold in California.

Several studies suggest that savings resulting from miscellaneous interior retrofit fixtures can range between 25 and 65 gallons per day per housing unit. The studies also suggest that installation of retrofit fixtures in older single-family homes tend to produce more savings, while newer multi-family homes tend to produce less savings per housing unit.

On June 16, 2014, the GCSD Board of Directors approved this Low-Flow Toilet Rebate Program for the 2014/15 Budget Year with a total allocation \$7750 for The program is available to all GCSD customers on a first come first serve basis.

9.2.7.2. High-Efficiency Washing Machine Rebate Program

This program generally provides a financial incentive (rebate offer) to qualifying customers who install high efficiency washing machines in their home. Other regional municipalities that performed an economic analysis on this program concluded that it would have a low benefit-to-cost ratio. This program is not currently implemented in GCSD. However, GCSD will seek grant funding when available to offer rebate programs to customers.

9.2.7.3. Low-Flow Shower Head Rebate Program

This program generally provides a financial incentive (rebate offer) to qualifying customers who install low-flow shower heads in their home. The GCSD Board of Directors also approved the Low-Flow Shower Head Rebate Program on June 16, 2014 for the 2014/15 Budget Year with a total allocation \$7750 (\$15,500 for both the Low-Flow Toilet and Shower Head Rebate Programs). This program is also offered to all GCSD customers on a first come first serve basis.

9.3. Implementation over the Past Five Years

CWC 10631

(f) Provide a description of the supplier's water demand management measures. This description shall include all of the following:

(1) (A) ... a narrative description that addresses the nature and extent of each water demand management measure implemented over the past five years.

GCSD following is a description of the water conservation efforts that GCSD has been implementing over the last five years:

I. Ordinance

In 2014 GCSD revised its Water Ordinance to enhance it and GCSD moved from Phase 3 to Phase 4 in the Water Conservation Phases.

II. Metering

Over the past five years GCSD completed the metering of all accounts, including recycled water, through the use of an automated meter reading system. The AMR system allows GCSD to audit meters and proactively identify and stop customer leaks.

III. Conservation Pricing

As discussed above and in Chapter 8, GCSD doubled average residential billings based on new charges adopted in 2014. The increases were staged over a five-year period with the second to last increase taking effect in January 2016. GCSD is engaged in a review and likely updating of its rates in Spring 2016.

IV. Public Education and Outreach

The programs described above and in Chapter 8 were either expanded or started in the last five years.

V. Water Distribution System Losses

GCSD began a more systematic approach to reconciling the water pumped to the water delivered since 2010. When meters were converted to the AMR system, GCSD installed an acoustical leak detection monitoring system in its distribution system to identify water losses.

VI. Water Conservation Program Coordination and Staffing Support

As discussed above and in Chapter 8 GCSD added the Water Conservation Committee for to enforce water conservation measures. GCSD has also enlisted the assistance of all staff in any District department that is in the field for purposes of reporting running water or potential waste. These outside working staff are to report such observations to water department staff. GCSD has begun working closely with school districts and other agencies within GCSD to secure their cooperation with regard to conservation.

9.4. Planned Implementation to Meet Water Use Targets

CWC 10631

(f) Provide a description of the supplier's water demand management measures. This description shall include all of the following:

(1) (A) ...The narrative shall describe the water demand management measures that the supplier plans to implement to achieve its water use targets pursuant to Section 10608.20.

As discussed just above, GCSD has implemented, either totally or in part, all of the demand management measures described in California Water Code 10631. GCSD plans to raise funds and seek alternative new funding for purposes of accomplishing the zero net extractions objective within the Hydrological Enterprise Program. This is likely to mean changing the way that Groveland residents view the types of landscaping that the local water resources are capable of supporting. GCSD is also in progress with regard to imposing full cost rate structuring so that all water users pay their fair proportionate share of the services received. These services include the regulatory costs and burdens imposed with regard to the resource management needed to continue to provide water. This economic incentive should be helpful in controlling water consumption.

GCSD is on target to meet its target of 107 GPCD in 2020, having already exceeded its goal at the 2015 midpoint (achieved 95 GPCD versus the 120 GPCD 2015 goal). It is very likely that GCSD will remain in Stage 4 of the Water Conservation Ordinance stages which is very likely to make up much of the 12 GPCD difference between present consumption and 2020-allowed consumption.

9.5. Members of the California Urban Water Conservation Council

CWC 10631 (i)

For purposes of this part, urban water suppliers that are members of the California Urban Water Conservation Council shall be deemed in compliance with the requirements of subdivision (f) by complying with all the provisions of the "Memorandum of Understanding Regarding Urban Water Conservation in California," dated December 10, 2008, as it may be amended, and by submitting the annual reports required by Section 6.2 of that memorandum.

In 1991 (amended September 16, 1999), an MOU regarding urban water conservation in California was made that formalizes an agreement between the Department of Water Resources (DWR), water utilities, environmental organizations, and other interested groups to implement DMMs and make a cooperative effort to reduce the consumption of California's water resources. This MOU is administered by the California Urban Water Conservation Council (CUWCC). GCSD is not currently a signatory of the MOU and is therefore not a member of CUWCC. GCSD may consider becoming a member of the CUWCC in the future.

However, GCSD realizes the importance of the BMPs to ensure a reliable future water supply. GCSD is committed to implementing water conservation programs to maximize sustainability in meeting future water needs for its customers. Due to the continued effective water conservation measures implemented by GCSD, the 2015 per capita water use has dropped to roughly 95 gallons per capita per day (GPCD) from 130 GPCD in 2005. GCSD will continue to monitor and adjust as necessary to achieve the target by 2020.

CHAPTER 10 PLAN ADOPTION, SUBMITTAL, AND IMPLEMENTATION

10.1. Inclusion of all 2015 Data

This 2015 UWMP includes the water use and planning data for the entire year of 2015.

10.2. Notice of Public Hearing

Water suppliers must hold a public hearing prior to adopting the 2015 UWMP. The public hearing provides an opportunity for the public to provide input to the plan before it is adopted. GCSD Council shall consider all public input before the 2015 UWMP is adopted.

10.2.1. Notice to Cities and Counties

CWC 10621 (b)

Every urban water supplier required to prepare a plan shall... at least 60 days prior to the public hearing on the plan ... notify any District or county within which the supplier provides waters supplies that the urban water supplier will be reviewing the plan and considering amendments or changes to the plan.

CWC 10642

The urban water supplier shall provide notice of the time and place of hearing to any District or county within which the supplier provides water supplies. A privately owned water supplier shall provide an equivalent notice within its service area.

GCSD is the sole water supplier and water management agency for the area. For this reason, GCSD did not participate in an area, regional, watershed, or basin wide UWMP. While preparing the 2015 UWMP, however, GCSD coordinated its efforts with relevant agencies to ensure that the data and issues discussed in the plan are presented accurately.

GCSD provided formal written notification to Tuolumne County that GCSD's UWMP was being prepared 2015. Copies of the Notification letters are included in Appendix C. Copies of the final UWMP will be provided to Tuolumne County no later than 30 days after its submission to DWR.

10.2.2. Notice to the Public

CWC 10642

Prior to adopting a plan, the urban water supplier shall make the plan available for public inspection

...

Prior to the hearing, notice of the time and place of hearing shall be published within the jurisdiction of the publicly owned water supplier pursuant to Section 6066 of the Government Code.

Government Code 6066

Publication of notice pursuant to this section shall be once a week for two successive weeks. Two publications in a newspaper published once a week or oftener, with at least five days intervening between the respective publication dates not counting such publication dates, are sufficient. The period of notice commences upon the first day of publication and terminates at the end of the fourteenth day, including therein the first day.

Copies of GCS D’s draft UWMP were made available for public review at District Hall and the local public library in GCS D. GCS D noticed a public hearing to review and accept comments on the draft plan with more than two weeks in advance of the hearing. The notice of the public hearing was published in the local press and mailed to District Clerk. On June 28, 2016, GCS D will hold a noticed public hearing to review and accept comments on the draft plan. Notice of the public hearing was published in the local press and a copy of the Notice to the Public is included in Appendix K.

As required by the Act, the 2015 UWMP is being provided by GCS D to the California Department of Water Resources, the California State Library, and the public within 30 days of GCS D’s adoption.

10.3. Public Hearing and Adoption

CWC 10642

Prior to adopting a plan, the urban water supplier ...shall hold a public hearing thereon.

CWC 10608.26

(a) In complying with this part, an urban retail water supplier shall conduct at least one public hearing to accomplish all of the following:

- (1) Allow community input regarding the urban retail water supplier’s implementation plan for complying with this part.*
- (2) Consider the economic impacts of the urban retail water supplier’s implementation plan for complying with this part.*
- (3) Adopt a method, pursuant to subdivision (b) of Section 10608.20 for determining its urban water use target. (RETAIL AGENCIES ONLY)*

Pursuant to the requirements of the UWMPA, this section summarizes the adoption, submittal, and implementation of GCS D’s 2015 UWMP.

10.3.1. Adoption

CWC 10642

After the hearing, the plan shall be adopted as prepared or as modified after the hearing.

GCS D prepared the 2015 UWMP during the winter and spring of 2016. The plan was updated after the public hearing and adopted by its District Council on June 28, 2016. A copy of the adopting resolution is provided in Appendix L.

Table 10-1 Notification to Cities and Counties (Standard Table 10-1)		
City Name	60 Day Notice	Notice of Public Hearing
City of San Francisco	☒	☒
County Name	60 Day Notice	Notice of Public Hearing
Tuolumne County	☒	☒

10.4. Plan Submittal

CWC 10621(d)

An urban water supplier shall update and submit its 2015 plan to the department by July 1, 2016.

CWC 10644(a)

An urban water supplier shall submit to the department, the California State Library, and any District or county within which the supplier provides water supplies a copy of its plan no later than 30 days after adoption.

CWC 10635 (b)

The urban water supplier shall provide that portion of its urban water management plan prepared pursuant to this article to any District or county within which it provides water supplies no later than 60 days after the submission of its urban water management plan.

10.4.1. Submitting a UWMP to DWR

GCSD submitted the UWMP to the DWR on _____ using the electronic WUEdata submittal tool developed by DWR. A copy of the completion checklist is included in Appendix M.

10.4.2. Submitting UWMP to the California State Library

Within 30 days of submitting the UWMP to DWR the adopted UWMP was made available for public review during normal business hours at the locations specified for the viewing of the Draft 2015 UWMP and copies of the UWMP were submitted to the California State Library and Tuolumne County.

10.4.3. Submitting UWMP to the Cities and Counties

Within 30 days of submitting the UWMP to DWR the adopted UWMP will be submitted to SFPUC, Tuolumne County, and the City of Sonora.

10.5. Public Availability

CWC 10645

Not later than 30 days after filing a copy of its plan with the department, the urban water supplier and the department shall make the plan available for public review during normal business hours.

The adopted 2015 UWMP will be made available for public review at the Groveland Community Services Administration Building. Public may review the 2015 UWMP during regular business hours. In addition, a copy of the 2015 UWMP will also posted on GCSD’s website.

10.6. Amending an Adopted Plan

CWC 10621(c)

The amendments to, or changes in, the plan shall be adopted and filed in the manner set forth in Article 3 (commencing with Section 10640).

CWC 10644(a)

Copies of amendments or changes to the plans shall be submitted to the department, the California State Library, and any District or county within which the supplier provides water supplies within 30 days after adoption.

If major changes are made to this 2015 UWMP, GCSD will hold an additional public hearing and District Council will readopt the plan.

Appendix A
URBAN WATER MANAGEMENT PLAN ACT

California Water Code Division 6, Part 2.6.

Chapter 1. General Declaration and Policy §10610-10610.4

Chapter 2. Definitions §10611-10617

Chapter 3. Urban Water Management Plans

Article 1. General Provisions §10620-10621

Article 2. Contents of Plans §10630-10634

Article 2.5. Water Service Reliability §10635

Article 3. Adoption And Implementation of Plans §10640-10645

Chapter 4. Miscellaneous Provisions §10650-10656

Chapter 1. General Declaration and Policy

SECTION 10610-10610.4

10610. This part shall be known and may be cited as the "Urban Water Management Planning Act."

10610.2. (a) The Legislature finds and declares all of the following:

- (1) The waters of the state are a limited and renewable resource subject to ever-increasing demands.
- (2) The conservation and efficient use of urban water supplies are of statewide concern; however, the planning for that use and the implementation of those plans can best be accomplished at the local level.
- (3) A long-term, reliable supply of water is essential to protect the productivity of California's businesses and economic climate.
- (4) As part of its long-range planning activities, every urban water supplier should make every effort to ensure the appropriate level of reliability in its water service sufficient to meet the needs of its various categories of customers during normal, dry, and multiple dry water years.
- (5) Public health issues have been raised over a number of contaminants that have been identified in certain local and imported water supplies.
- (6) Implementing effective water management strategies, including groundwater storage projects and recycled water projects, may require specific water quality and salinity targets for meeting groundwater basins water quality objectives and promoting beneficial use of recycled water.
- (7) Water quality regulations are becoming an increasingly important factor in water agencies' selection of raw water sources, treatment alternatives, and modifications to existing treatment facilities.

(8) Changes in drinking water quality standards may also impact the usefulness of water supplies and may ultimately impact supply reliability.

(9) The quality of source supplies can have a significant impact on water management strategies and supply reliability.

(b) This part is intended to provide assistance to water agencies in carrying out their long-term resource planning responsibilities to ensure adequate water supplies to meet existing and future demands for water.

10610.4. The Legislature finds and declares that it is the policy of the state as follows:

(a) The management of urban water demands and efficient use of water shall be actively pursued to protect both the people of the state and their water resources.

(b) The management of urban water demands and efficient use of urban water supplies shall be a guiding criterion in public decisions.

(c) Urban water suppliers shall be required to develop water management plans to actively pursue the efficient use of available supplies.

Chapter 2. Definitions

SECTION 10611-10617

10611. Unless the context otherwise requires, the definitions of this chapter govern the construction of this part.

10611.5. "Demand management" means those water conservation measures, programs, and incentives that prevent the waste of water and promote the reasonable and efficient use and reuse of available supplies.

10612. "Customer" means a purchaser of water from a water supplier who uses the water for municipal purposes, including residential, commercial, governmental, and industrial uses.

10613. "Efficient use" means those management measures that result in the most effective use of water so as to prevent its waste or unreasonable use or unreasonable method of use.

10614. "Person" means any individual, firm, association, organization, partnership, business, trust, corporation, company, public agency, or any agency of such an entity.

10615. "Plan" means an urban water management plan prepared pursuant to this part. A plan shall describe and evaluate sources of supply, reasonable and practical efficient uses,

reclamation and demand management activities. The components of the plan may vary according to an individual community or area's characteristics and its capabilities to efficiently use and conserve water. The plan shall address measures for residential, commercial, governmental, and industrial water demand management as set forth in Article 2 (commencing with Section 10630) of Chapter 3. In addition, a strategy and time schedule for implementation shall be included in the plan.

10616. "Public agency" means any board, commission, county, city and county, city, regional agency, district, or other public entity.

10616.5. "Recycled water" means the reclamation and reuse of wastewater for beneficial use.

10617. "Urban water supplier" means a supplier, either publicly or privately owned, providing water for municipal purposes either directly or indirectly to more than 3,000 customers or supplying more than 3,000 acre-feet of water annually. An urban water supplier includes a supplier or contractor for water, regardless of the basis of right, which distributes or sells for ultimate resale to customers. This part applies only to water supplied from public water systems subject to Chapter 4 (commencing with Section 116275) of Part 12 of Division 104 of the Health and Safety Code.

Chapter 3. Urban Water Management Plans

Article 1. General Provisions

SECTION 10620-10621

10620. (a) Every urban water supplier shall prepare and adopt an urban water management plan in the manner set forth in Article 3 (commencing with Section 10640).
- (b) Every person that becomes an urban water supplier shall adopt an urban water management plan within one year after it has become an urban water supplier.
- (c) An urban water supplier indirectly providing water shall not include planning elements in its water management plan as provided in Article 2 (commencing with Section 10630) that would be applicable to urban water suppliers or public agencies directly providing water, or to their customers, without the consent of those suppliers or public agencies.
- (d) (1) An urban water supplier may satisfy the requirements of this part by participation in areawide, regional, watershed, or basinwide urban water management planning where those plans will reduce preparation costs and contribute to the achievement of conservation and efficient water use.
- (2) Each urban water supplier shall coordinate the preparation of its plan with other appropriate agencies in the area, including other water suppliers that

share a common source, water management agencies, and relevant public agencies, to the extent practicable.

- (e) The urban water supplier may prepare the plan with its own staff, by contract, or in cooperation with other governmental agencies.
 - (f) An urban water supplier shall describe in the plan water management tools and options used by that entity that will maximize resources and minimize the need to import water from other regions.
10621. (a) Each urban water supplier shall update its plan at least once every five years on or before December 31, in years ending in five and zero, except as provided in subdivision (d).
- (b) Every urban water supplier required to prepare a plan pursuant to this part shall, at least 60 days before the public hearing on the plan required by Section 10642, notify any city or county within which the supplier provides water supplies that the urban water supplier will be reviewing the plan and considering amendments or changes to the plan. The urban water supplier may consult with, and obtain comments from, any city or county that receives notice pursuant to this subdivision.
- (c) The amendments to, or changes in, the plan shall be adopted and filed in the manner set forth in Article 3 (commencing with Section 10640).
- (d) Each urban water supplier shall update and submit its 2015 plan to the department by July 1, 2016.

Article 2. Contents of Plan

SECTION 10630-10634

10630. It is the intention of the Legislature, in enacting this part, to permit levels of water management planning commensurate with the numbers of customers served and the volume of water supplied.
10631. A plan shall be adopted in accordance with this chapter that shall do all of the following:
- (a) Describe the service area of the supplier, including current and projected population, climate, and other demographic factors affecting the supplier's water management planning. The projected population estimates shall be based upon data from the state, regional, or local service agency population projections within the service area of the urban water supplier and shall be in five-year increments to 20 years or as far as data is available.
 - (b) Identify and quantify, to the extent practicable, the existing and planned sources of water available to the supplier over the same five-year increments described in subdivision (a). If groundwater is identified as an existing or planned source of

water available to the supplier, all of the following information shall be included in the plan:

- (1) A copy of any groundwater management plan adopted by the urban water supplier, including plans adopted pursuant to Part 2.75 (commencing with Section 10750), or any other specific authorization for groundwater management.
 - (2) A description of any groundwater basin or basins from which the urban water supplier pumps groundwater. For basins that a court or the board has adjudicated the rights to pump groundwater, a copy of the order or decree adopted by the court or the board and a description of the amount of groundwater the urban water supplier has the legal right to pump under the order or decree. For basins that have not been adjudicated, information as to whether the department has identified the basin or basins as overdrafted or has projected that the basin will become overdrafted if present management conditions continue, in the most current official departmental bulletin that characterizes the condition of the groundwater basin, and a detailed description of the efforts being undertaken by the urban water supplier to eliminate the long-term overdraft condition.
 - (3) A detailed description and analysis of the location, amount, and sufficiency of groundwater pumped by the urban water supplier for the past five years. The description and analysis shall be based on information that is reasonably available, including, but not limited to, historic use records.
 - (4) A detailed description and analysis of the amount and location of groundwater that is projected to be pumped by the urban water supplier. The description and analysis shall be based on information that is reasonably available, including, but not limited to, historic use records.
- (c) (1) Describe the reliability of the water supply and vulnerability to seasonal or climatic shortage, to the extent practicable, and provide data for each of the following:
- (A) An average water year.
 - (B) A single-dry water year.
 - (C) Multiple-dry water years.
- (2) For any water source that may not be available at a consistent level of use, given specific legal, environmental, water quality, or climatic factors, describe plans to supplement or replace that source with alternative sources or water demand management measures, to the extent practicable.

- (d) Describe the opportunities for exchanges or transfers of water on a short-term or long-term basis.
- (e) (1) Quantify, to the extent records are available, past and current water use, over the same five-year increments described in subdivision (a), and projected water use, identifying the uses among water use sectors, including, but not necessarily limited to, all of the following uses:
 - (A) Single-family residential.
 - (B) Multifamily.
 - (C) Commercial.
 - (D) Industrial.
 - (E) Institutional and governmental.
 - (F) Landscape.
 - (G) Sales to other agencies.
 - (H) Saline water intrusion barriers, groundwater recharge, or conjunctive use, or any combination thereof.
 - (I) Agricultural.
 - (J) Distribution system water loss.
- (2) The water use projections shall be in the same five-year increments described in subdivision (a).
- (3) (A) For the 2015 urban water management plan update, the distribution system water loss shall be quantified for the most recent 12-month period available. For all subsequent updates, the distribution system water loss shall be quantified for each of the five years preceding the plan update.
 - (B) The distribution system water loss quantification shall be reported in accordance with a worksheet approved or developed by the department through a public process. The water loss quantification worksheet shall be based on the water system balance methodology developed by the American Water Works Association.
- (4) (A) If available and applicable to an urban water supplier, water use projections may display and account for the water savings estimated to result from adopted codes, standards, ordinances, or transportation and land use plans identified by the urban water supplier, as applicable to the service area.

- (B) To the extent that an urban water supplier reports the information described in subparagraph (A), an urban water supplier shall do both of the following:
 - (i) Provide citations of the various codes, standards, ordinances, or transportation and land use plans utilized in making the projections.
 - (ii) Indicate the extent that the water use projections consider savings from codes, standards, ordinances, or transportation and land use plans. Water use projections that do not account for these water savings shall be noted of that fact.
- (f) Provide a description of the supplier's water demand management measures. This description shall include all of the following:
 - (1) (A) For an urban retail water supplier, as defined in Section 10608.12, a narrative description that addresses the nature and extent of each water demand management measure implemented over the past five years. The narrative shall describe the water demand management measures that the supplier plans to implement to achieve its water use targets pursuant to Section 10608.20.
 - (B) The narrative pursuant to this paragraph shall include descriptions of the following water demand management measures:
 - (i) Water waste prevention ordinances.
 - (ii) Metering.
 - (iii) Conservation pricing.
 - (iv) Public education and outreach.
 - (v) Programs to assess and manage distribution system real loss.
 - (vi) Water conservation program coordination and staffing support.
 - (vii) Other demand management measures that have a significant impact on water use as measured in gallons per capita per day, including innovative measures, if implemented.
 - (2) For an urban wholesale water supplier, as defined in Section 10608.12, a narrative description of the items in clauses (ii), (iv), (vi), and (vii) of subparagraph (B) of paragraph (1), and a narrative description of its distribution system asset management and wholesale supplier assistance programs.
- (g) Include a description of all water supply projects and water supply programs that may be undertaken by the urban water supplier to meet the total projected water

use, as established pursuant to subdivision (a) of Section 10635. The urban water supplier shall include a detailed description of expected future projects and programs that the urban water supplier may implement to increase the amount of the water supply available to the urban water supplier in average, single-dry, and multiple-dry water years. The description shall identify specific projects and include a description of the increase in water supply that is expected to be available from each project. The description shall include an estimate with regard to the implementation timeline for each project or program.

- (h) Describe the opportunities for development of desalinated water, including, but not limited to, ocean water, brackish water, and groundwater, as a long-term supply.
- (i) For purposes of this part, urban water suppliers that are members of the California Urban Water Conservation Council shall be deemed in compliance with the requirements of subdivision (f) by complying with all the provisions of the "Memorandum of Understanding Regarding Urban Water Conservation in California," dated December 10, 2008, as it may be amended, and by submitting the annual reports required by Section 6.2 of that memorandum.
- (j) An urban water supplier that relies upon a wholesale agency for a source of water shall provide the wholesale agency with water use projections from that agency for that source of water in five-year increments to 20 years or as far as data is available. The wholesale agency shall provide information to the urban water supplier for inclusion in the urban water supplier's plan that identifies and quantifies, to the extent practicable, the existing and planned sources of water as required by subdivision (b), available from the wholesale agency to the urban water supplier over the same five-year increments, and during various water-year types in accordance with subdivision (c). An urban water supplier may rely upon water supply information provided by the wholesale agency in fulfilling the plan informational requirements of subdivisions (b) and (c).

10631.1. (a) The water use projections required by Section 10631 shall include projected water use for single-family and multifamily residential housing needed for lower income households, as defined in Section 50079.5 of the Health and Safety Code, as identified in the housing element of any city, county, or city and county in the service area of the supplier.

- (b) It is the intent of the Legislature that the identification of projected water use for single-family and multifamily residential housing for lower income households will assist a supplier in complying with the requirement under Section 65589.7 of the Government Code to grant a priority for the provision of service to housing units affordable to lower income households.

10631.2. (a) In addition to the requirements of Section 10631, an urban water management plan may, but is not required to, include any of the following information:

- (1) An estimate of the amount of energy used to extract or divert water supplies.
 - (2) An estimate of the amount of energy used to convey water supplies to the water treatment plants or distribution systems.
 - (3) An estimate of the amount of energy used to treat water supplies.
 - (4) An estimate of the amount of energy used to distribute water supplies through its distribution systems.
 - (5) An estimate of the amount of energy used for treated water supplies in comparison to the amount used for nontreated water supplies.
 - (6) An estimate of the amount of energy used to place water into or withdraw from storage.
 - (7) Any other energy-related information the urban water supplier deems appropriate.
- (b) The department shall include in its guidance for the preparation of urban water management plans a methodology for the voluntary calculation or estimation of the energy intensity of urban water systems. The department may consider studies and calculations conducted by the Public Utilities Commission in developing the methodology.

10631.5. (a) (1) Beginning January 1, 2009, the terms of, and eligibility for, a water management grant or loan made to an urban water supplier and awarded or administered by the department, state board, or California Bay-Delta Authority or its successor agency shall be conditioned on the implementation of the water demand management measures described in Section 10631, as determined by the department pursuant to subdivision (b).

- (2) For the purposes of this section, water management grants and loans include funding for programs and projects for surface water or groundwater storage, recycling, desalination, water conservation, water supply reliability, and water supply augmentation. This section does not apply to water management projects funded by the federal American Recovery and Reinvestment Act of 2009 (Public Law 111-5).
- (3) Notwithstanding paragraph (1), the department shall determine that an urban water supplier is eligible for a water management grant or loan even though the supplier is not implementing all of the water demand management measures described in Section 10631, if the urban water supplier has

submitted to the department for approval a schedule, financing plan, and budget, to be included in the grant or loan agreement, for implementation of the water demand management measures. The supplier may request grant or loan funds to implement the water demand management measures to the extent the request is consistent with the eligibility requirements applicable to the water management funds.

(4) (A) Notwithstanding paragraph (1), the department shall determine that an urban water supplier is eligible for a water management grant or loan even though the supplier is not implementing all of the water demand management measures described in Section 10631, if an urban water supplier submits to the department for approval documentation demonstrating that a water demand management measure is not locally cost effective. If the department determines that the documentation submitted by the urban water supplier fails to demonstrate that a water demand management measure is not locally cost effective, the department shall notify the urban water supplier and the agency administering the grant or loan program within 120 days that the documentation does not satisfy the requirements for an exemption, and include in that notification a detailed statement to support the determination.

(B) For purposes of this paragraph, "not locally cost effective" means that the present value of the local benefits of implementing a water demand management measure is less than the present value of the local costs of implementing that measure.

(b) (1) The department, in consultation with the state board and the California Bay-Delta Authority or its successor agency, and after soliciting public comment regarding eligibility requirements, shall develop eligibility requirements to implement the requirement of paragraph (1) of subdivision (a). In establishing these eligibility requirements, the department shall do both of the following:

(A) Consider the conservation measures described in the Memorandum of Understanding Regarding Urban Water Conservation in California, and alternative conservation approaches that provide equal or greater water savings.

(B) Recognize the different legal, technical, fiscal, and practical roles and responsibilities of wholesale water suppliers and retail water suppliers.

(2) (A) For the purposes of this section, the department shall determine whether an urban water supplier is implementing all of the water demand management measures described in Section 10631 based on either, or a combination, of the following:

- (i) Compliance on an individual basis.
 - (ii) Compliance on a regional basis. Regional compliance shall require participation in a regional conservation program consisting of two or more urban water suppliers that achieves the level of conservation or water efficiency savings equivalent to the amount of conservation or savings achieved if each of the participating urban water suppliers implemented the water demand management measures. The urban water supplier administering the regional program shall provide participating urban water suppliers and the department with data to demonstrate that the regional program is consistent with this clause. The department shall review the data to determine whether the urban water suppliers in the regional program are meeting the eligibility requirements.
- (B) The department may require additional information for any determination pursuant to this section.
- (3) The department shall not deny eligibility to an urban water supplier in compliance with the requirements of this section that is participating in a multiagency water project, or an integrated regional water management plan, developed pursuant to Section 75026 of the Public Resources Code, solely on the basis that one or more of the agencies participating in the project or plan is not implementing all of the water demand management measures described in Section 10631.
- (c) In establishing guidelines pursuant to the specific funding authorization for any water management grant or loan program subject to this section, the agency administering the grant or loan program shall include in the guidelines the eligibility requirements developed by the department pursuant to subdivision (b).
 - (d) Upon receipt of a water management grant or loan application by an agency administering a grant and loan program subject to this section, the agency shall request an eligibility determination from the department with respect to the requirements of this section. The department shall respond to the request within 60 days of the request.
 - (e) The urban water supplier may submit to the department copies of its annual reports and other relevant documents to assist the department in determining whether the urban water supplier is implementing or scheduling the implementation of water demand management activities. In addition, for urban water suppliers that are signatories to the Memorandum of Understanding Regarding Urban Water Conservation in California and submit biennial reports to the California Urban Water Conservation Council in accordance with the memorandum, the department may use these reports to assist in tracking the implementation of water demand management measures.

- (f) This section shall remain in effect only until July 1, 2016, and as of that date is repealed, unless a later enacted statute, that is enacted before July 1, 2016, deletes or extends that date.

10631.7. The department, in consultation with the California Urban Water Conservation Council, shall convene an independent technical panel to provide information and recommendations to the department and the Legislature on new demand management measures, technologies, and approaches. The panel shall consist of no more than seven members, who shall be selected by the department to reflect a balanced representation of experts. The panel shall have at least one, but no more than two, representatives from each of the following: retail water suppliers, environmental organizations, the business community, wholesale water suppliers, and academia. The panel shall be convened by January 1, 2009, and shall report to the Legislature no later than January 1, 2010, and every five years thereafter. The department shall review the panel report and include in the final report to the Legislature the department's recommendations and comments regarding the panel process and the panel's recommendations.

10632. (a) The plan shall provide an urban water shortage contingency analysis that includes each of the following elements that are within the authority of the urban water supplier:
- (1) Stages of action to be undertaken by the urban water supplier in response to water supply shortages, including up to a 50 percent reduction in water supply, and an outline of specific water supply conditions that are applicable to each stage.
 - (2) An estimate of the minimum water supply available during each of the next three water years based on the driest three-year historic sequence for the agency's water supply.
 - (3) Actions to be undertaken by the urban water supplier to prepare for, and implement during, a catastrophic interruption of water supplies including, but not limited to, a regional power outage, an earthquake, or other disaster.
 - (4) Additional, mandatory prohibitions against specific water use practices during water shortages, including, but not limited to, prohibiting the use of potable water for street cleaning.
 - (5) Consumption reduction methods in the most restrictive stages. Each urban water supplier may use any type of consumption reduction methods in its water shortage contingency analysis that would reduce water use, are

appropriate for its area, and have the ability to achieve a water use reduction consistent with up to a 50 percent reduction in water supply.

- (6) Penalties or charges for excessive use, where applicable.
 - (7) An analysis of the impacts of each of the actions and conditions described in paragraphs (1) to (6), inclusive, on the revenues and expenditures of the urban water supplier, and proposed measures to overcome those impacts, such as the development of reserves and rate adjustments.
 - (8) A draft water shortage contingency resolution or ordinance.
 - (9) A mechanism for determining actual reductions in water use pursuant to the urban water shortage contingency analysis.
- (b) Commencing with the urban water management plan update due July 1, 2016, for purposes of developing the water shortage contingency analysis pursuant to subdivision (a), the urban water supplier shall analyze and define water features that are artificially supplied with water, including ponds, lakes, waterfalls, and fountains, separately from swimming pools and spas, as defined in subdivision (a) of Section 115921 of the Health and Safety Code.

10633. The plan shall provide, to the extent available, information on recycled water and its potential for use as a water source in the service area of the urban water supplier. The preparation of the plan shall be coordinated with local water, wastewater, groundwater, and planning agencies that operate within the supplier's service area, and shall include all of the following:

- (a) A description of the wastewater collection and treatment systems in the supplier's service area, including a quantification of the amount of wastewater collected and treated and the methods of wastewater disposal.
- (b) A description of the quantity of treated wastewater that meets recycled water standards, is being discharged, and is otherwise available for use in a recycled water project.
- (c) A description of the recycled water currently being used in the supplier's service area, including, but not limited to, the type, place, and quantity of use.
- (d) A description and quantification of the potential uses of recycled water, including, but not limited to, agricultural irrigation, landscape irrigation, wildlife habitat enhancement, wetlands, industrial reuse, groundwater recharge, indirect potable reuse, and other appropriate uses, and a determination with regard to the technical and economic feasibility of serving those uses.

- (e) The projected use of recycled water within the supplier's service area at the end of 5, 10, 15, and 20 years, and a description of the actual use of recycled water in comparison to uses previously projected pursuant to this subdivision.
- (f) A description of actions, including financial incentives, which may be taken to encourage the use of recycled water, and the projected results of these actions in terms of acre-feet of recycled water used per year.
- (g) A plan for optimizing the use of recycled water in the supplier's service area, including actions to facilitate the installation of dual distribution systems, to promote recirculating uses, to facilitate the increased use of treated wastewater that meets recycled water standards, and to overcome any obstacles to achieving that increased use.

10634. The plan shall include information, to the extent practicable, relating to the quality of existing sources of water available to the supplier over the same five-year increments as described in subdivision (a) of Section 10631, and the manner in which water quality affects water management strategies and supply reliability.

Article 2.5. Water Service Reliability

SECTION 10635

10635. (a) Every urban water supplier shall include, as part of its urban water management plan, an assessment of the reliability of its water service to its customers during normal, dry, and multiple dry water years. This water supply and demand assessment shall compare the total water supply sources available to the water supplier with the total projected water use over the next 20 years, in five-year increments, for a normal water year, a single dry water year, and multiple dry water years. The water service reliability assessment shall be based upon the information compiled pursuant to Section 10631, including available data from state, regional, or local agency population projections within the service area of the urban water supplier.
- (b) The urban water supplier shall provide that portion of its urban water management plan prepared pursuant to this article to any city or county within which it provides water supplies no later than 60 days after the submission of its urban water management plan.
- (c) Nothing in this article is intended to create a right or entitlement to water service or any specific level of water service.

- (d) Nothing in this article is intended to change existing law concerning an urban water supplier's obligation to provide water service to its existing customers or to any potential future customers.

Article 3. Adoption and Implementation of Plans

SECTION 10640-10645

10640. Every urban water supplier required to prepare a plan pursuant to this part shall prepare its plan pursuant to Article 2 (commencing with Section 10630). The supplier shall likewise periodically review the plan as required by Section 10621, and any amendments or changes required as a result of that review shall be adopted pursuant to this article.

10641. An urban water supplier required to prepare a plan may consult with, and obtain comments from, any public agency or state agency or any person who has special expertise with respect to water demand management methods and techniques.

10642. Each urban water supplier shall encourage the active involvement of diverse social, cultural, and economic elements of the population within the service area prior to and during the preparation of the plan. Prior to adopting a plan, the urban water supplier shall make the plan available for public inspection and shall hold a public hearing thereon. Prior to the hearing, notice of the time and place of hearing shall be published within the jurisdiction of the publicly owned water supplier pursuant to Section 6066 of the Government Code. The urban water supplier shall provide notice of the time and place of hearing to any city or county within which the supplier provides water supplies. A privately owned water supplier shall provide an equivalent notice within its service area.

After the hearing, the plan shall be adopted as prepared or as modified after the hearing.

10643. An urban water supplier shall implement its plan adopted pursuant to this chapter in accordance with the schedule set forth in its plan.

10644. (a) (1) An urban water supplier shall submit to the department, the California State Library, and any city or county within which the supplier provides water supplies a copy of its plan no later than 30 days after adoption. Copies of amendments or changes to the plans shall be submitted to the department, the California State Library, and any city or county within which the supplier provides water supplies within 30 days after adoption.

(2) The plan, or amendments to the plan, submitted to the department pursuant to paragraph (1) shall be submitted electronically and shall include any standardized forms, tables, or displays specified by the department.

- (b) (1) Notwithstanding Section 10231.5 of the Government Code, the department shall prepare and submit to the Legislature, on or before December 31, in the years ending in six and one, a report summarizing the status of the plans adopted pursuant to this part.

The report prepared by the department shall identify the exemplary elements of the individual plans. The department shall provide a copy of the report to each urban water supplier that has submitted its plan to the department. The department shall also prepare reports and provide data for any legislative hearings designed to consider the effectiveness of plans submitted pursuant to this part.

- (2) A report to be submitted pursuant to paragraph (1) shall be submitted in compliance with Section 9795 of the Government Code.

- (c) (1) For the purpose of identifying the exemplary elements of the individual plans, the department shall identify in the report water demand management measures adopted and implemented by specific urban water suppliers, and identified pursuant to Section 10631, that achieve water savings significantly above the levels established by the department to meet the requirements of Section 10631.5.

- (2) The department shall distribute to the panel convened pursuant to Section 10631.7 the results achieved by the implementation of those water demand management measures described in paragraph (1).

- (3) The department shall make available to the public the standard the department will use to identify exemplary water demand management measures.

10645. Not later than 30 days after filing a copy of its plan with the department, the urban water supplier and the department shall make the plan available for public review during normal business hours.

Chapter 4. Miscellaneous Provisions

SECTION 10650-10656

10650. Any actions or proceedings to attack, review, set aside, void, or annul the acts or decisions of an urban water supplier on the grounds of noncompliance with this part shall be commenced as follows:

- (a) An action or proceeding alleging failure to adopt a plan shall be commenced within 18 months after that adoption is required by this part.

- (b) Any action or proceeding alleging that a plan, or action taken pursuant to the plan, does not comply with this part shall be commenced within 90 days after filing of the plan or amendment thereto pursuant to Section 10644 or the taking of that action.
10651. In any action or proceeding to attack, review, set aside, void, or annul a plan, or an action taken pursuant to the plan by an urban water supplier on the grounds of noncompliance with this part, the inquiry shall extend only to whether there was a prejudicial abuse of discretion. Abuse of discretion is established if the supplier has not proceeded in a manner required by law or if the action by the water supplier is not supported by substantial evidence.
10652. The California Environmental Quality Act (Division 13 (commencing with Section 21000) of the Public Resources Code) does not apply to the preparation and adoption of plans pursuant to this part or to the implementation of actions taken pursuant to Section 10632. Nothing in this part shall be interpreted as exempting from the California Environmental Quality Act any project that would significantly affect water supplies for fish and wildlife, or any project for implementation of the plan, other than projects implementing Section 10632, or any project for expanded or additional water supplies.
10653. The adoption of a plan shall satisfy any requirements of state law, regulation, or order, including those of the State Water Resources Control Board and the Public Utilities Commission, for the preparation of water management plans or conservation plans; provided, that if the State Water Resources Control Board or the Public Utilities Commission requires additional information concerning water conservation to implement its existing authority, nothing in this part shall be deemed to limit the board or the commission in obtaining that information. The requirements of this part shall be satisfied by any urban water demand management plan prepared to meet federal laws or regulations after the effective date of this part, and which substantially meets the requirements of this part, or by any existing urban water management plan which includes the contents of a plan required under this part.
10654. An urban water supplier may recover in its rates the costs incurred in preparing its plan and implementing the reasonable water conservation measures included in the plan. Any best water management practice that is included in the plan that is identified in the "Memorandum of Understanding Regarding Urban Water Conservation in California" is deemed to be reasonable for the purposes of this section.
10655. If any provision of this part or the application thereof to any person or circumstances is held invalid, that invalidity shall not affect other provisions or applications of this part which can be given effect without the invalid provision or application thereof, and to this end the provisions of this part are severable.
10656. An urban water supplier that does not prepare, adopt, and submit its urban water management plan to the department in accordance with this part, is ineligible to receive funding pursuant to Division 24 (commencing with Section 78500) or Division 26

(commencing with Section 79000), or receive drought assistance from the state until the urban water management plan is submitted pursuant to this article.

Appendix B
WATER CONSERVATION ACT (SB X7-7)

California Water Code Division 6, Part 2.55.

- Chapter 1. General Declarations and Policy §10608-10608.8**
- Chapter 2. Definitions §10608.12**
- Chapter 3. Urban Retail Water Suppliers §10608.16-10608.44**
- Chapter 4. Agricultural Water Suppliers §10608.48**
- Chapter 5. Sustainable Water Management §10608.50**
- Chapter 6 Standardized Data Collection §10608.52**
- Chapter 7 Funding Provisions §10608.56-10608.60**
- Chapter 8 Quantifying Agricultural Water Use Efficiency §10608.64**

Chapter 1. General Declarations and Policy

SECTION 10608-10608.8

10608. The Legislature finds and declares all of the following:

- (a) Water is a public resource that the California Constitution protects against waste and unreasonable use.
- (b) Growing population, climate change, and the need to protect and grow California's economy while protecting and restoring our fish and wildlife habitats make it essential that the state manage its water resources as efficiently as possible.
- (c) Diverse regional water supply portfolios will increase water supply reliability and reduce dependence on the Delta.
- (d) Reduced water use through conservation provides significant energy and environmental benefits, and can help protect water quality, improve streamflows, and reduce greenhouse gas emissions.
- (e) The success of state and local water conservation programs to increase efficiency of water use is best determined on the basis of measurable outcomes related to water use or efficiency.
- (f) Improvements in technology and management practices offer the potential for increasing water efficiency in California over time, providing an essential water management tool to meet the need for water for urban, agricultural, and environmental uses.
- (g) The Governor has called for a 20 percent per capita reduction in urban water use statewide by 2020.
- (h) The factors used to formulate water use efficiency targets can vary significantly from location to location based on factors including weather, patterns of urban and suburban development, and past efforts to enhance water use efficiency.

- (i) Per capita water use is a valid measure of a water provider's efforts to reduce urban water use within its service area. However, per capita water use is less useful for measuring relative water use efficiency between different water providers. Differences in weather, historical patterns of urban and suburban development, and density of housing in a particular location need to be considered when assessing per capita water use as a measure of efficiency.

10608.4. It is the intent of the Legislature, by the enactment of this part, to do all of the following:

- (a) Require all water suppliers to increase the efficiency of use of this essential resource.
- (b) Establish a framework to meet the state targets for urban water conservation identified in this part and called for by the Governor.
- (c) Measure increased efficiency of urban water use on a per capita basis.
- (d) Establish a method or methods for urban retail water suppliers to determine targets for achieving increased water use efficiency by the year 2020, in accordance with the Governor's goal of a 20-percent reduction.
- (e) Establish consistent water use efficiency planning and implementation standards for urban water suppliers and agricultural water suppliers.
- (f) Promote urban water conservation standards that are consistent with the California Urban Water Conservation Council's adopted best management practices and the requirements for demand management in Section 10631.
- (g) Establish standards that recognize and provide credit to water suppliers that made substantial capital investments in urban water conservation since the drought of the early 1990s.
- (h) Recognize and account for the investment of urban retail water suppliers in providing recycled water for beneficial uses.
- (i) Require implementation of specified efficient water management practices for agricultural water suppliers.
- (j) Support the economic productivity of California's agricultural, commercial, and industrial sectors.
- (k) Advance regional water resources management.

- 10608.8. (a) (1) Water use efficiency measures adopted and implemented pursuant to this part or Part 2.8 (commencing with Section 10800) are water conservation measures subject to the protections provided under Section 1011.
- (2) Because an urban agency is not required to meet its urban water use target until 2020 pursuant to subdivision (b) of Section 10608.24, an urban retail water supplier's failure to meet those targets shall not establish a violation of law for purposes of any state administrative or judicial proceeding prior to

January 1, 2021. Nothing in this paragraph limits the use of data reported to the department or the board in litigation or an administrative proceeding. This paragraph shall become inoperative on January 1, 2021.

- (3) To the extent feasible, the department and the board shall provide for the use of water conservation reports required under this part to meet the requirements of Section 1011 for water conservation reporting.
- (b) This part does not limit or otherwise affect the application of Chapter 3.5 (commencing with Section 11340), Chapter 4 (commencing with Section 11370), Chapter 4.5 (commencing with Section 11400), and Chapter 5 (commencing with Section 11500) of Part 1 of Division 3 of Title 2 of the Government Code.
- (c) This part does not require a reduction in the total water used in the agricultural or urban sectors, because other factors, including, but not limited to, changes in agricultural economics or population growth may have greater effects on water use. This part does not limit the economic productivity of California's agricultural, commercial, or industrial sectors.
- (d) The requirements of this part do not apply to an agricultural water supplier that is a party to the Quantification Settlement Agreement, as defined in subdivision (a) of Section 1 of Chapter 617 of the Statutes of 2002, during the period within which the Quantification Settlement Agreement remains in effect. After the expiration of the Quantification Settlement Agreement, to the extent conservation water projects implemented as part of the Quantification Settlement Agreement remain in effect, the conserved water created as part of those projects shall be credited against the obligations of the agricultural water supplier pursuant to this part.

Chapter 2 Definitions

SECTION 10608.12

10608.12. Unless the context otherwise requires, the following definitions govern the construction of this part:

- (a) "Agricultural water supplier" means a water supplier, either publicly or privately owned, providing water to 10,000 or more irrigated acres, excluding recycled water. "Agricultural water supplier" includes a supplier or contractor for water, regardless of the basis of right, that distributes or sells water for ultimate resale to customers. "Agricultural water supplier" does not include the department.
- (b) "Base daily per capita water use" means any of the following:
 - (1) The urban retail water supplier's estimate of its average gross water use, reported in gallons per capita per day and calculated over a continuous 10-year period ending no earlier than December 31, 2004, and no later than December 31, 2010.

- (2) For an urban retail water supplier that meets at least 10 percent of its 2008 measured retail water demand through recycled water that is delivered within the service area of an urban retail water supplier or its urban wholesale water supplier, the urban retail water supplier may extend the calculation described in paragraph (1) up to an additional five years to a maximum of a continuous 15-year period ending no earlier than December 31, 2004, and no later than December 31, 2010.
- (3) For the purposes of Section 10608.22, the urban retail water supplier's estimate of its average gross water use, reported in gallons per capita per day and calculated over a continuous five-year period ending no earlier than December 31, 2007, and no later than December 31, 2010.
- (c) "Baseline commercial, industrial, and institutional water use" means an urban retail water supplier's base daily per capita water use for commercial, industrial, and institutional users.
- (d) "Commercial water user" means a water user that provides or distributes a product or service.
- (e) "Compliance daily per capita water use" means the gross water use during the final year of the reporting period, reported in gallons per capita per day.
- (f) "Disadvantaged community" means a community with an annual median household income that is less than 80 percent of the statewide annual median household income.
- (g) "Gross water use" means the total volume of water, whether treated or untreated, entering the distribution system of an urban retail water supplier, excluding all of the following:
 - (1) Recycled water that is delivered within the service area of an urban retail water supplier or its urban wholesale water supplier.
 - (2) The net volume of water that the urban retail water supplier places into long-term storage.
 - (3) The volume of water the urban retail water supplier conveys for use by another urban water supplier.
 - (4) The volume of water delivered for agricultural use, except as otherwise provided in subdivision (f) of Section 10608.24.
- (h) "Industrial water user" means a water user that is primarily a manufacturer or processor of materials as defined by the North American Industry Classification System code sectors 31 to 33, inclusive, or an entity that is a water user primarily engaged in research and development.
- (i) "Institutional water user" means a water user dedicated to public service. This type of user includes, among other users, higher education institutions, schools, courts, churches, hospitals, government facilities, and nonprofit research institutions.

- (j) "Interim urban water use target" means the midpoint between the urban retail water supplier's base daily per capita water use and the urban retail water supplier's urban water use target for 2020.
- (k) "Locally cost effective" means that the present value of the local benefits of implementing an agricultural efficiency water management practice is greater than or equal to the present value of the local cost of implementing that measure.
- (l) "Process water" means water used for producing a product or product content or water used for research and development, including, but not limited to, continuous manufacturing processes, water used for testing and maintaining equipment used in producing a product or product content, and water used in combined heat and power facilities used in producing a product or product content. Process water does not mean incidental water uses not related to the production of a product or product content, including, but not limited to, water used for restrooms, landscaping, air conditioning, heating, kitchens, and laundry.
- (m) "Recycled water" means recycled water, as defined in subdivision (n) of Section 13050, that is used to offset potable demand, including recycled water supplied for direct use and indirect potable reuse, that meets the following requirements, where applicable:
 - (1) For groundwater recharge, including recharge through spreading basins, water supplies that are all of the following:
 - (A) Metered.
 - (B) Developed through planned investment by the urban water supplier or a wastewater treatment agency.
 - (C) Treated to a minimum tertiary level.
 - (D) Delivered within the service area of an urban retail water supplier or its urban wholesale water supplier that helps an urban retail water supplier meet its urban water use target.
 - (2) For reservoir augmentation, water supplies that meet the criteria of paragraph (1) and are conveyed through a distribution system constructed specifically for recycled water.
- (n) "Regional water resources management" means sources of supply resulting from watershed-based planning for sustainable local water reliability or any of the following alternative sources of water:
 - (1) The capture and reuse of stormwater or rainwater.
 - (2) The use of recycled water.
 - (3) The desalination of brackish groundwater.

- (4) The conjunctive use of surface water and groundwater in a manner that is consistent with the safe yield of the groundwater basin.
- (o) "Reporting period" means the years for which an urban retail water supplier reports compliance with the urban water use targets.
- (p) "Urban retail water supplier" means a water supplier, either publicly or privately owned, that directly provides potable municipal water to more than 3,000 end users or that supplies more than 3,000 acre-feet of potable water annually at retail for municipal purposes.
- (q) "Urban water use target" means the urban retail water supplier's targeted future daily per capita water use.
- (r) "Urban wholesale water supplier," means a water supplier, either publicly or privately owned, that provides more than 3,000 acre-feet of water annually at wholesale for potable municipal purposes.

Chapter 3 Urban Retail Water Suppliers

SECTION 10608.16-10608.44

10608.16.(a) The state shall achieve a 20-percent reduction in urban per capita water use in California on or before December 31, 2020.

- (b) The state shall make incremental progress towards the state target specified in subdivision (a) by reducing urban per capita water use by at least 10 percent on or before December 31, 2015.

10608.20.(a) (1) Each urban retail water supplier shall develop urban water use targets and an interim urban water use target by July 1, 2011. Urban retail water suppliers may elect to determine and report progress toward achieving these targets on an individual or regional basis, as provided in subdivision (a) of Section 10608.28, and may determine the targets on a fiscal year or calendar year basis.

- (2) It is the intent of the Legislature that the urban water use targets described in paragraph (1) cumulatively result in a 20-percent reduction from the baseline daily per capita water use by December 31, 2020.

- (b) An urban retail water supplier shall adopt one of the following methods for determining its urban water use target pursuant to subdivision (a):

- (1) Eighty percent of the urban retail water supplier's baseline per capita daily water use.

- (2) The per capita daily water use that is estimated using the sum of the following performance standards:

- (A) For indoor residential water use, 55 gallons per capita daily water use as a provisional standard. Upon completion of the department's 2016 report to the Legislature pursuant to Section 10608.42, this standard may be adjusted by the Legislature by statute.
 - (B) For landscape irrigated through dedicated or residential meters or connections, water efficiency equivalent to the standards of the Model Water Efficient Landscape Ordinance set forth in Chapter 2.7 (commencing with Section 490) of Division 2 of Title 23 of the California Code of Regulations, as in effect the later of the year of the landscape's installation or 1992. An urban retail water supplier using the approach specified in this subparagraph shall use satellite imagery, site visits, or other best available technology to develop an accurate estimate of landscaped areas.
 - (C) For commercial, industrial, and institutional uses, a 10-percent reduction in water use from the baseline commercial, industrial, and institutional water use by 2020.
- (3) Ninety-five percent of the applicable state hydrologic region target, as set forth in the state's draft 20x2020 Water Conservation Plan (dated April 30, 2009). If the service area of an urban water supplier includes more than one hydrologic region, the supplier shall apportion its service area to each region based on population or area.
- (4) A method that shall be identified and developed by the department, through a public process, and reported to the Legislature no later than December 31, 2010. The method developed by the department shall identify per capita targets that cumulatively result in a statewide 20-percent reduction in urban daily per capita water use by December 31, 2020. In developing urban daily per capita water use targets, the department shall do all of the following:
- (A) Consider climatic differences within the state.
 - (B) Consider population density differences within the state.
 - (C) Provide flexibility to communities and regions in meeting the targets.
 - (D) Consider different levels of per capita water use according to plant water needs in different regions.
 - (E) Consider different levels of commercial, industrial, and institutional water use in different regions of the state.
 - (F) Avoid placing an undue hardship on communities that have implemented conservation measures or taken actions to keep per capita water use low.
- (c) If the department adopts a regulation pursuant to paragraph (4) of subdivision (b) that results in a requirement that an urban retail water supplier achieve a reduction in daily per capita water use that is greater than 20 percent by December 31, 2020, an urban retail water supplier that adopted the method

described in paragraph (4) of subdivision (b) may limit its urban water use target to a reduction of not more than 20 percent by December 31, 2020, by adopting the method described in paragraph (1) of subdivision (b).

- (d) The department shall update the method described in paragraph (4) of subdivision (b) and report to the Legislature by December 31, 2014. An urban retail water supplier that adopted the method described in paragraph (4) of subdivision (b) may adopt a new urban daily per capita water use target pursuant to this updated method.
- (e) An urban retail water supplier shall include in its urban water management plan due in 2010 pursuant to Part 2.6 (commencing with Section 10610) the baseline daily per capita water use, urban water use target, interim urban water use target, and compliance daily per capita water use, along with the bases for determining those estimates, including references to supporting data.
- (f) When calculating per capita values for the purposes of this chapter, an urban retail water supplier shall determine population using federal, state, and local population reports and projections.
- (g) An urban retail water supplier may update its 2020 urban water use target in its 2015 urban water management plan required pursuant to Part 2.6 (commencing with Section 10610).
- (h) (1) The department, through a public process and in consultation with the California Urban Water Conservation Council, shall develop technical methodologies and criteria for the consistent implementation of this part, including, but not limited to, both of the following:
 - (A) Methodologies for calculating base daily per capita water use, baseline commercial, industrial, and institutional water use, compliance daily per capita water use, gross water use, service area population, indoor residential water use, and landscaped area water use.
 - (B) Criteria for adjustments pursuant to subdivisions (d) and (e) of Section 10608.24.
- (2) The department shall post the methodologies and criteria developed pursuant to this subdivision on its Internet Web site, and make written copies available, by October 1, 2010. An urban retail water supplier shall use the methods developed by the department in compliance with this part.
- (i) (1) The department shall adopt regulations for implementation of the provisions relating to process water in accordance with subdivision (l) of Section 10608.12, subdivision (e) of Section 10608.24, and subdivision (d) of Section 10608.26.
- (2) The initial adoption of a regulation authorized by this subdivision is deemed to address an emergency, for purposes of Sections 11346.1 and 11349.6 of the Government Code, and the department is hereby exempted for that purpose from the requirements of subdivision (b) of Section 11346.1 of the

Government Code. After the initial adoption of an emergency regulation pursuant to this subdivision, the department shall not request approval from the Office of Administrative Law to readopt the regulation as an emergency regulation pursuant to Section 11346.1 of the Government Code.

- (j) (1) An urban retail water supplier is granted an extension to July 1, 2011, for adoption of an urban water management plan pursuant to Part 2.6 (commencing with Section 10610) due in 2010 to allow the use of technical methodologies developed by the department pursuant to paragraph (4) of subdivision (b) and subdivision (h). An urban retail water supplier that adopts an urban water management plan due in 2010 that does not use the methodologies developed by the department pursuant to subdivision (h) shall amend the plan by July 1, 2011, to comply with this part.
- (2) An urban wholesale water supplier whose urban water management plan prepared pursuant to Part 2.6 (commencing with Section 10610) was due and not submitted in 2010 is granted an extension to July 1, 2011, to permit coordination between an urban wholesale water supplier and urban retail water suppliers.

10608.22. Notwithstanding the method adopted by an urban retail water supplier pursuant to Section 10608.20, an urban retail water supplier's per capita daily water use reduction shall be no less than 5 percent of base daily per capita water use as defined in paragraph(3) of subdivision (b) of Section 10608.12. This section does not apply to an urban retail water supplier with a base daily per capita water use at or below 100 gallons per capita per day.

10608.24.(a) Each urban retail water supplier shall meet its interim urban water use target by December 31, 2015.

(b) Each urban retail water supplier shall meet its urban water use target by December 31, 2020.

(c) An urban retail water supplier's compliance daily per capita water use shall be the measure of progress toward achievement of its urban water use target.

(d) (1) When determining compliance daily per capita water use, an urban retail water supplier may consider the following factors:

(A) Differences in evapotranspiration and rainfall in the baseline period compared to the compliance reporting period.

(B) Substantial changes to commercial or industrial water use resulting from increased business output and economic development that have occurred during the reporting period.

(C) Substantial changes to institutional water use resulting from fire suppression services or other extraordinary events, or from new or expanded operations, that have occurred during the reporting period.

(2) If the urban retail water supplier elects to adjust its estimate of compliance daily per capita water use due to one or more of the factors described in

paragraph (1), it shall provide the basis for, and data supporting, the adjustment in the report required by Section 10608.40.

- (e) When developing the urban water use target pursuant to Section 10608.20, an urban retail water supplier that has a substantial percentage of industrial water use in its service area may exclude process water from the calculation of gross water use to avoid a disproportionate burden on another customer sector.
- (f) (1) An urban retail water supplier that includes agricultural water use in an urban water management plan pursuant to Part 2.6 (commencing with Section 10610) may include the agricultural water use in determining gross water use. An urban retail water supplier that includes agricultural water use in determining gross water use and develops its urban water use target pursuant to paragraph (2) of subdivision (b) of Section 10608.20 shall use a water efficient standard for agricultural irrigation of 100 percent of reference evapotranspiration multiplied by the crop coefficient for irrigated acres.

(2) An urban retail water supplier, that is also an agricultural water supplier, is not subject to the requirements of Chapter 4 (commencing with Section 10608.48), if the agricultural water use is incorporated into its urban water use target pursuant to paragraph (1).

10608.26.(a) In complying with this part, an urban retail water supplier shall conduct at least one public hearing to accomplish all of the following:

- (1) Allow community input regarding the urban retail water supplier's implementation plan for complying with this part.
 - (2) Consider the economic impacts of the urban retail water supplier's implementation plan for complying with this part.
 - (3) Adopt a method, pursuant to subdivision (b) of Section 10608.20, for determining its urban water use target.
- (b) In complying with this part, an urban retail water supplier may meet its urban water use target through efficiency improvements in any combination among its customer sectors. An urban retail water supplier shall avoid placing a disproportionate burden on any customer sector.
- (c) For an urban retail water supplier that supplies water to a United States Department of Defense military installation, the urban retail water supplier's implementation plan for complying with this part shall consider the conservation of that military installation under federal Executive Order 13514.
- (d) (1) Any ordinance or resolution adopted by an urban retail water supplier after the effective date of this section shall not require existing customers as of the effective date of this section, to undertake changes in product formulation, operations, or equipment that would reduce process water use, but may provide technical assistance and financial incentives to those customers to implement efficiency measures for process water. This section shall not limit

an ordinance or resolution adopted pursuant to a declaration of drought emergency by an urban retail water supplier.

- (2) This part shall not be construed or enforced so as to interfere with the requirements of Chapter 4 (commencing with Section 113980) to Chapter 13 (commencing with Section 114380), inclusive, of Part 7 of Division 104 of the Health and Safety Code, or any requirement or standard for the protection of public health, public safety, or worker safety established by federal, state, or local government or recommended by recognized standard setting organizations or trade associations.

10608.28.(a) An urban retail water supplier may meet its urban water use target within its retail service area, or through mutual agreement, by any of the following:

- (1) Through an urban wholesale water supplier.
- (2) Through a regional agency authorized to plan and implement water conservation, including, but not limited to, an agency established under the Bay Area Water Supply and Conservation Agency Act (Division 31 (commencing with Section 81300)).
- (3) Through a regional water management group as defined in Section 10537.
- (4) By an integrated regional water management funding area.
- (5) By hydrologic region.
- (6) Through other appropriate geographic scales for which computation methods have been developed by the department.

- (b) A regional water management group, with the written consent of its member agencies, may undertake any or all planning, reporting, and implementation functions under this chapter for the member agencies that consent to those activities. Any data or reports shall provide information both for the regional water management group and separately for each consenting urban retail water supplier and urban wholesale water supplier.

10608.32. All costs incurred pursuant to this part by a water utility regulated by the Public Utilities Commission may be recoverable in rates subject to review and approval by the Public Utilities Commission, and may be recorded in a memorandum account and reviewed for reasonableness by the Public Utilities Commission.

10608.36. Urban wholesale water suppliers shall include in the urban water management plans required pursuant to Part 2.6 (commencing with Section 10610) an assessment of their present and proposed future measures, programs, and policies to help achieve the water use reductions required by this part.

10608.40. Urban water retail suppliers shall report to the department on their progress in meeting their urban water use targets as part of their urban water management plans

submitted pursuant to Section 10631. The data shall be reported using a standardized form developed pursuant to Section 10608.52.

10608.42.(a) The department shall review the 2015 urban water management plans and report to the Legislature by July 1, 2017, on progress towards achieving a 20-percent reduction in urban water use by December 31, 2020. The report shall include recommendations on changes to water efficiency standards or urban water use targets to achieve the 20-percent reduction and to reflect updated efficiency information and technology changes.

(b) A report to be submitted pursuant to subdivision (a) shall be submitted in compliance with Section 9795 of the Government Code.

10608.43. The department, in conjunction with the California Urban Water Conservation Council, by April 1, 2010, shall convene a representative task force consisting of academic experts, urban retail water suppliers, environmental organizations, commercial water users, industrial water users, and institutional water users to develop alternative best management practices for commercial, industrial, and institutional users and an assessment of the potential statewide water use efficiency improvement in the commercial, industrial, and institutional sectors that would result from implementation of these best management practices. The taskforce, in conjunction with the department, shall submit a report to the Legislature by April 1, 2012, that shall include a review of multiple sectors within commercial, industrial, and institutional users and that shall recommend water use efficiency standards for commercial, industrial, and institutional users among various sectors of water use. The report shall include, but not be limited to, the following:

- (a) Appropriate metrics for evaluating commercial, industrial, and institutional water use.
- (b) Evaluation of water demands for manufacturing processes, goods, and cooling.
- (c) Evaluation of public infrastructure necessary for delivery of recycled water to the commercial, industrial, and institutional sectors.
- (d) Evaluation of institutional and economic barriers to increased recycled water use within the commercial, industrial, and institutional sectors.
- (e) Identification of technical feasibility and cost of the best management practices to achieve more efficient water use statewide in the commercial, industrial, and institutional sectors that is consistent with the public interest and reflects past investments in water use efficiency.

10608.44. Each state agency shall reduce water use at facilities it operates to support urban retail water suppliers in meeting the target identified in Section 10608.16.

Chapter 4 Agricultural Water Suppliers

SECTION 10608.48

10608.48.(a) On or before July 31, 2012, an agricultural water supplier shall implement efficient water management practices pursuant to subdivisions (b) and (c).

(b) Agricultural water suppliers shall implement all of the following critical efficient management practices:

(1) Measure the volume of water delivered to customers with sufficient accuracy to comply with subdivision (a) of Section 531.10 and to implement paragraph (2).

(2) Adopt a pricing structure for water customers based at least in part on quantity delivered.

(c) Agricultural water suppliers shall implement additional efficient management practices, including, but not limited to, practices to accomplish all of the following, if the measures are locally cost effective and technically feasible:

(1) Facilitate alternative land use for lands with exceptionally high water duties or whose irrigation contributes to significant problems, including drainage.

(2) Facilitate use of available recycled water that otherwise would not be used beneficially, meets all health and safety criteria, and does not harm crops or soils.

(3) Facilitate the financing of capital improvements for on-farm irrigation systems.

(4) Implement an incentive pricing structure that promotes one or more of the following goals:

(A) More efficient water use at the farm level.

(B) Conjunctive use of groundwater.

(C) Appropriate increase of groundwater recharge.

(D) Reduction in problem drainage.

(E) Improved management of environmental resources.

(F) Effective management of all water sources throughout the year by adjusting seasonal pricing structures based on current conditions.

(5) Expand line or pipe distribution systems, and construct regulatory reservoirs to increase distribution system flexibility and capacity, decrease maintenance, and reduce seepage.

- (6) Increase flexibility in water ordering by, and delivery to, water customers within operational limits.
 - (7) Construct and operate supplier spill and tailwater recovery systems.
 - (8) Increase planned conjunctive use of surface water and groundwater within the supplier service area.
 - (9) Automate canal control structures.
 - (10) Facilitate or promote customer pump testing and evaluation.
 - (11) Designate a water conservation coordinator who will develop and implement the water management plan and prepare progress reports.
 - (12) Provide for the availability of water management services to water users. These services may include, but are not limited to, all of the following:
 - (A) On-farm irrigation and drainage system evaluations.
 - (B) Normal year and real-time irrigation scheduling and crop evapotranspiration information.
 - (C) Surface water, groundwater, and drainage water quantity and quality data.
 - (D) Agricultural water management educational programs and materials for farmers, staff, and the public.
 - (13) Evaluate the policies of agencies that provide the supplier with water to identify the potential for institutional changes to allow more flexible water deliveries and storage.
 - (14) Evaluate and improve the efficiencies of the supplier's pumps.
- (d) Agricultural water suppliers shall include in the agricultural water management plans required pursuant to Part 2.8 (commencing with Section 10800) a report on which efficient water management practices have been implemented and are planned to be implemented, an estimate of the water use efficiency improvements that have occurred since the last report, and an estimate of the water use efficiency improvements estimated to occur five and 10 years in the future. If an agricultural water supplier determines that an efficient water management practice is not locally cost effective or technically feasible, the supplier shall submit information documenting that determination.
 - (e) The data shall be reported using a standardized form developed pursuant to Section 10608.52.
 - (f) An agricultural water supplier may meet the requirements of subdivisions (d) and (e) by submitting to the department a water conservation plan submitted to the United States Bureau of Reclamation that meets the requirements described in Section 10828.

- (g) On or before December 31, 2013, December 31, 2016, and December 31, 2021, the department, in consultation with the board, shall submit to the Legislature a report on the agricultural efficient water management practices that have been implemented and are planned to be implemented and an assessment of the manner in which the implementation of those efficient water management practices has affected and will affect agricultural operations, including estimated water use efficiency improvements, if any.
- (h) The department may update the efficient water management practices required pursuant to subdivision (c), in consultation with the Agricultural Water Management Council, the United States Bureau of Reclamation, and the board. All efficient water management practices for agricultural water use pursuant to this chapter shall be adopted or revised by the department only after the department conducts public hearings to allow participation of the diverse geographical areas and interests of the state.
- (i)
 - (1) The department shall adopt regulations that provide for a range of options that agricultural water suppliers may use or implement to comply with the measurement requirement in paragraph (1) of subdivision (b).
 - (2) The initial adoption of a regulation authorized by this subdivision is deemed to address an emergency, for purposes of Sections 11346.1 and 11349.6 of the Government Code, and the department is hereby exempted for that purpose from the requirements of subdivision (b) of Section 11346.1 of the Government Code. After the initial adoption of an emergency regulation pursuant to this subdivision, the department shall not request approval from the Office of Administrative Law to readopt the regulation as an emergency regulation pursuant to Section 11346.1 of the Government Code.

Chapter 5 Sustainable Water Management

Section 10608.50

- 10608.50.(a) The department, in consultation with the board, shall promote implementation of regional water resources management practices through increased incentives and removal of barriers consistent with state and federal law. Potential changes may include, but are not limited to, all of the following:
- (1) Revisions to the requirements for urban and agricultural water management plans.
 - (2) Revisions to the requirements for integrated regional water management plans.
 - (3) Revisions to the eligibility for state water management grants and loans.

- (4) Revisions to state or local permitting requirements that increase water supply opportunities, but do not weaken water quality protection under state and federal law.
 - (5) Increased funding for research, feasibility studies, and project construction.
 - (6) Expanding technical and educational support for local land use and water management agencies.
- (b) No later than January 1, 2011, and updated as part of the California Water Plan, the department, in consultation with the board, and with public input, shall propose new statewide targets, or review and update existing statewide targets, for regional water resources management practices, including, but not limited to, recycled water, brackish groundwater desalination, and infiltration and direct use of urban stormwater runoff.

Chapter 6 Standardized Data Collection

SECTION 10608.52

- 10608.52.(a) The department, in consultation with the board, the California Bay-Delta Authority or its successor agency, the State Department of Public Health, and the Public Utilities Commission, shall develop a single standardized water use reporting form to meet the water use information needs of each agency, including the needs of urban water suppliers that elect to determine and report progress toward achieving targets on a regional basis as provided in subdivision (a) of Section 10608.28.
- (b) At a minimum, the form shall be developed to accommodate information sufficient to assess an urban water supplier's compliance with conservation targets pursuant to Section 10608.24 and an agricultural water supplier's compliance with implementation of efficient water management practices pursuant to subdivision (a) of Section 10608.48. The form shall accommodate reporting by urban water suppliers on an individual or regional basis as provided in subdivision (a) of Section 10608.28.

Chapter 7 Funding Provisions

Section 10608.56-10608.60

- 10608.56.(a) On and after July 1, 2016, an urban retail water supplier is not eligible for a water grant or loan awarded or administered by the state unless the supplier complies with this part.
- (b) On and after July 1, 2013, an agricultural water supplier is not eligible for a water grant or loan awarded or administered by the state unless the supplier complies with this part.

- (c) Notwithstanding subdivision (a), the department shall determine that an urban retail water supplier is eligible for a water grant or loan even though the supplier has not met the per capita reductions required pursuant to Section 10608.24, if the urban retail water supplier has submitted to the department for approval a schedule, financing plan, and budget, to be included in the grant or loan agreement, for achieving the per capita reductions. The supplier may request grant or loan funds to achieve the per capita reductions to the extent the request is consistent with the eligibility requirements applicable to the water funds.
 - (d) Notwithstanding subdivision (b), the department shall determine that an agricultural water supplier is eligible for a water grant or loan even though the supplier is not implementing all of the efficient water management practices described in Section 10608.48, if the agricultural water supplier has submitted to the department for approval a schedule, financing plan, and budget, to be included in the grant or loan agreement, for implementation of the efficient water management practices. The supplier may request grant or loan funds to implement the efficient water management practices to the extent the request is consistent with the eligibility requirements applicable to the water funds.
 - (e) Notwithstanding subdivision (a), the department shall determine that an urban retail water supplier is eligible for a water grant or loan even though the supplier has not met the per capita reductions required pursuant to Section 10608.24, if the urban retail water supplier has submitted to the department for approval documentation demonstrating that its entire service area qualifies as a disadvantaged community.
 - (f) The department shall not deny eligibility to an urban retail water supplier or agricultural water supplier in compliance with the requirements of this part and Part 2.8 (commencing with Section 10800), that is participating in a multiagency water project, or an integrated regional water management plan, developed pursuant to Section 75026 of the Public Resources Code, solely on the basis that one or more of the agencies participating in the project or plan is not implementing all of the requirements of this part or Part 2.8 (commencing with Section 10800).
- 10608.60.(a) It is the intent of the Legislature that funds made available by Section 75026 of the Public Resources Code should be expended, consistent with Division 43 (commencing with Section 75001) of the Public Resources Code and upon appropriation by the Legislature, for grants to implement this part. In the allocation of funding, it is the intent of the Legislature that the department give consideration to disadvantaged communities to assist in implementing the requirements of this part.
- (b) It is the intent of the Legislature that funds made available by Section 75041 of the Public Resources Code, should be expended, consistent with Division 43 (commencing with Section 75001) of the Public Resources Code and upon appropriation by the Legislature, for direct expenditures to implement this part.

Chapter 8 Quantifying Agricultural Water Use Efficiency

SECTION 10608.64

10608.64. The department, in consultation with the Agricultural Water Management Council, academic experts, and other stakeholders, shall develop a methodology for quantifying the efficiency of agricultural water use. Alternatives to be assessed shall include, but not be limited to, determination of efficiency levels based on crop type or irrigation system distribution uniformity. On or before December 31, 2011, the department shall report to the Legislature on a proposed methodology and a plan for implementation. The plan shall include the estimated implementation costs and the types of data needed to support the methodology. Nothing in this section authorizes the department to implement a methodology established pursuant to this section.

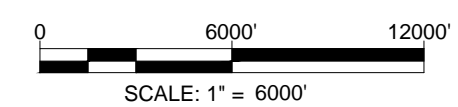
Appendix C
NOTIFICATION LETTERS
(not included in this Draft Version)

Appendix D
SERVICE AREA MAP

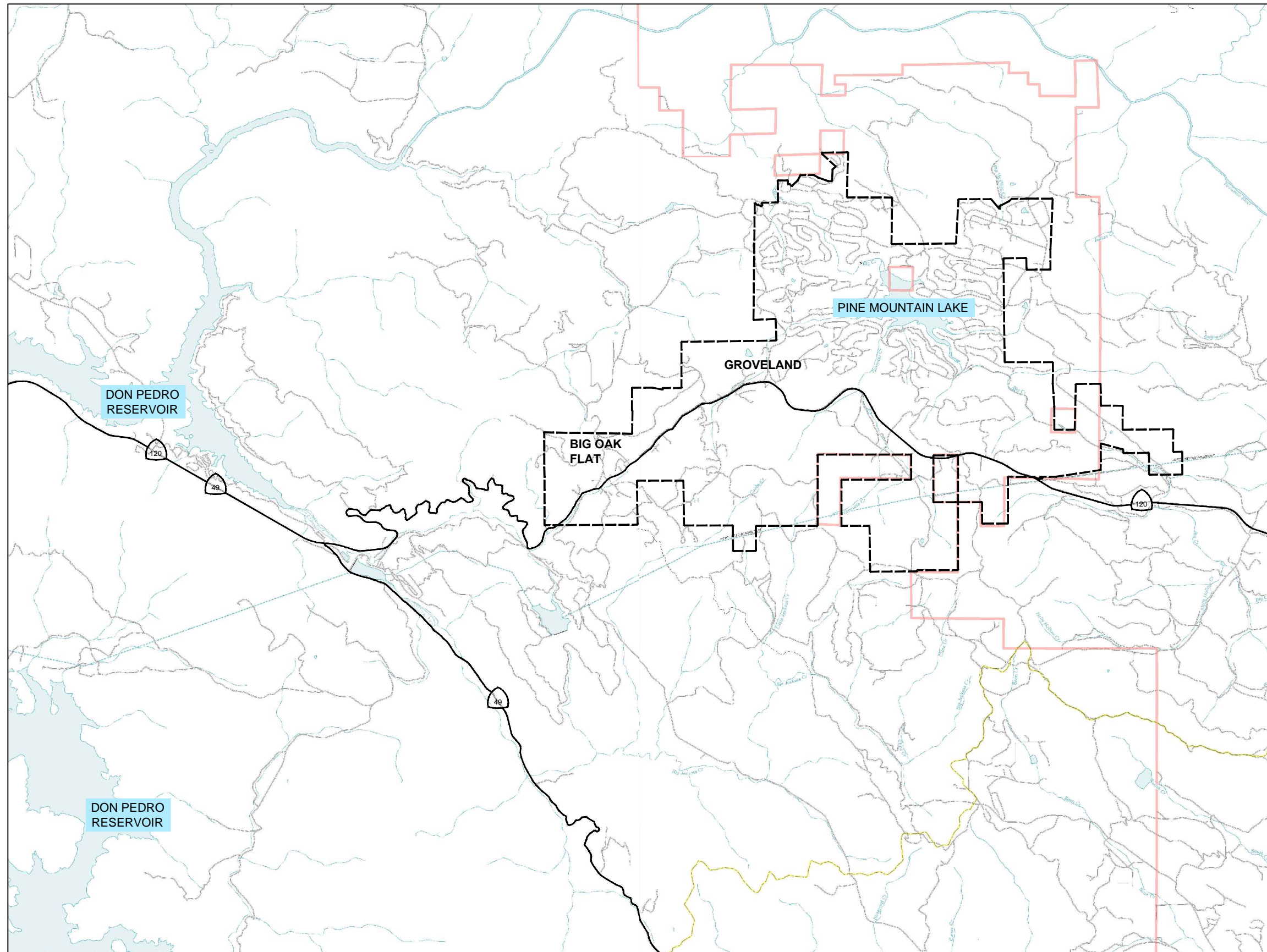
201) URBAN WATER MANAGEMENT PLAN



----- GCSD SERVICE AREA BOUNDARY



GROVELAND CSD SERVICE AREA MAP



Appendix E
SB X7-7 VERIFICATION FORM

SB X7-7 Table 0: Units of Measure Used in UWMP*
(select one from the drop down list)

Million Gallons

**The unit of measure must be consistent with Table 2-3*

NOTES:

SB X7-7 Table-1: Baseline Period Ranges

Baseline	Parameter	Value	Units
10- to 15-year baseline period	2008 total water deliveries	172	Million Gallons
	2008 total volume of delivered recycled water	0	Million Gallons
	2008 recycled water as a percent of total deliveries	0.00%	Percent
	Number of years in baseline period ¹	10	Years
	Year beginning baseline period range	2001	
	Year ending baseline period range ²	2010	
5-year baseline period	Number of years in baseline period	5	Years
	Year beginning baseline period range	2006	
	Year ending baseline period range ³	2010	
¹ If the 2008 recycled water percent is less than 10 percent, then the first baseline period is a continuous 10-year period. If the amount of recycled water delivered in 2008 is 10 percent or greater, the first baseline period is a continuous 10- to 15-year period.			
² The ending year must be between December 31, 2004 and December 31, 2010.			
³ The ending year must be between December 31, 2007 and December 31, 2010.			
NOTES:			

SB X7-7 Table 2: Method for Population Estimates

Method Used to Determine Population (may check more than one)	
<input checked="" type="checkbox"/>	1. Department of Finance (DOF) DOF Table E-8 (1990 - 2000) and (2000-2010) and DOF Table E-5 (2011 - 2015) when available
<input type="checkbox"/>	2. Persons-per-Connection Method
<input type="checkbox"/>	3. DWR Population Tool
<input type="checkbox"/>	4. Other DWR recommends pre-review
NOTES:	

SB X7-7 Table 3: Service Area Population

Year		Population
10 to 15 Year Baseline Population		
Year 1	2001	3,389
Year 2	2002	3,390
Year 3	2003	3,391
Year 4	2004	3,392
Year 5	2005	3,393
Year 6	2006	3,394
Year 7	2007	3,395
Year 8	2008	3,396
Year 9	2009	3,397
Year 10	2010	3,397
5 Year Baseline Population		
Year 1	2006	3,394
Year 2	2007	3,395
Year 3	2008	3,396
Year 4	2009	3,397
Year 5	2010	3,397
2015 Compliance Year Population		
2015		3,147
NOTES:		

SB X7-7 Table 4: Annual Gross Water Use *

	Baseline Year <i>Fm SB X7-7 Table 3</i>	Volume Into Distribution System <i>Fm SB X7-7 Table(s) 4-A</i>	Deductions					Annual Gross Water Use
			Exported Water	Change in Dist. System Storage (+/-)	Indirect Recycled Water <i>Fm SB X7-7 Table 4-B</i>	Water Delivered for Agricultural Use	Process Water <i>Fm SB X7-7 Table(s) 4-D</i>	
10 to 15 Year Baseline - Gross Water Use								
Year 1	2001	167.47	0	0	0	0	0	167
Year 2	2002	169.02	0	0	0	0	0	169
Year 3	2003	160.18	0	0	0	0	0	160
Year 4	2004	170.27	0	0	0	0	0	170
Year 5	2005	163.10	0	0	0	0	0	163
Year 6	2006	163.03	0	0	0	0	0	163
Year 7	2007	164.52	0	0	0	0	0	165
Year 8	2008	172.43	0	0	0	0	0	172
Year 9	2009	164.02	0	0	0	0	0	164
Year 10	2010	157.64	0	0	0	0	0	158
10 - 15 year baseline average gross water use								165
5 Year Baseline - Gross Water Use								
Year 1	2006	163.03	0	0	0	0	0	163
Year 2	2007	164.52	0	0	0	0	0	165
Year 3	2008	172.43	0	0	0	0	0	172
Year 4	2009	164.02	0	0	0	0	0	164
Year 5	2010	157.64	0	0	0	0	0	158
5 year baseline average gross water use								164
2015 Compliance Year - Gross Water Use								
	2015	119.24	0	0	0	0	0	119
* NOTE that the units of measure must remain consistent throughout the UWMP, as reported in Table 2-3								
NOTES:								

SB X7-7 Table 4-B: Indirect Recycled Water Use Deduction (For use only by agencies that are deducting indirect recycled water)

Baseline Year <i>Fm SB X7-7 Table 3</i>	Surface Reservoir Augmentation					Groundwater Recharge			Total Deductible Volume of Indirect Recycled Water Entering the Distribution System	
	Volume Discharged from Reservoir for Distribution System Delivery	Percent Recycled Water	Recycled Water Delivered to Treatment Plant	Transmission/Treatment Loss	Recycled Volume Entering Distribution System from Surface Reservoir Augmentation	Recycled Water Pumped by Utility*	Transmission/Treatment Losses	Recycled Volume Entering Distribution System from Groundwater Recharge		
10-15 Year Baseline - Indirect Recycled Water Use										
Year 1	2001	0	0%	0	0	0	0	0	0	0
Year 2	2002	0	0%	0	0	0	0	0	0	0
Year 3	2003	0	0%	0	0	0	0	0	0	0
Year 4	2004	0	0%	0	0	0	0	0	0	0
Year 5	2005	0	0%	0	0	0	0	0	0	0
Year 6	2006	0	0%	0	0	0	0	0	0	0
Year 7	2007	0	0%	0	0	0	0	0	0	0
Year 8	2008	0	0%	0	0	0	0	0	0	0
Year 9	2009	0	0%	0	0	0	0	0	0	0
Year 10	2010	0	0%	0	0	0	0	0	0	0
5 Year Baseline - Indirect Recycled Water Use										
Year 1	2006	0	0%	0	0	0	0	0	0	0
Year 2	2007	0	0%	0	0	0	0	0	0	0
Year 3	2008	0	0%	0	0	0	0	0	0	0
Year 4	2009	0	0%	0	0	0	0	0	0	0
Year 5	2010	0	0%	0	0	0	0	0	0	0
2015 Compliance - Indirect Recycled Water Use										
2015		0	0%	0	0	0	0	0	0	0
*Suppliers will provide supplemental sheets to document the calculation for their input into "Recycled Water Pumped by Utility". The volume reported in this cell must be less than total groundwater pumped - See Methodology 1, Step 8, section 2.c.										
NOTES:										

SB X7-7 Table 4-C: Process Water Deduction Eligibility

(For use only by agencies that are deducting process water) Choose Only One

<input type="checkbox"/>	Criteria 1- Industrial water use is equal to or greater than 12% of gross water use. Complete SB X7-7 Table 4-C.1
<input type="checkbox"/>	Criteria 2 - Industrial water use is equal to or greater than 15 GPCD. Complete SB X7-7 Table 4-C.2
<input type="checkbox"/>	Criteria 3 - Non-industrial use is equal to or less than 120 GPCD. Complete SB X7-7 Table 4-C.3
<input checked="" type="checkbox"/>	Criteria 4 - Disadvantaged Community. Complete SB x7-7 Table 4-C.4

NOTES:

SB X7-7 Table 4-C.1: Process Water Deduction Eligibility

Criteria 1

Industrial water use is equal to or greater than 12% of gross water use

Baseline Year <i>Fm SB X7-7 Table 3</i>	Gross Water Use Without Process Water Deduction	Industrial Water Use	Percent Industrial Water	Eligible for Exclusion Y/N	
10 to 15 Year Baseline - Process Water Deduction Eligibility					
Year 1	2001	167	0	0%	NO
Year 2	2002	169	0	0%	NO
Year 3	2003	160	0	0%	NO
Year 4	2004	170	0	0%	NO
Year 5	2005	163	0	0%	NO
Year 6	2006	163	0	0%	NO
Year 7	2007	165	0	0%	NO
Year 8	2008	172	0	0%	NO
Year 9	2009	164	0	0%	NO
Year 10	2010	158	0	0%	NO
5 Year Baseline - Process Water Deduction Eligibility					
Year 1	2006	163	0	0%	NO
Year 2	2007	165	0	0%	NO
Year 3	2008	172	0	0%	NO
Year 4	2009	164	0	0%	NO
Year 5	2010	158	0	0%	NO
2015 Compliance Year - Process Water Deduction Eligibility					
2015		119	0	0%	NO
NOTES:					

SB X7-7 Table 4-C.2: Process Water Deduction Eligibility

Criteria 2

Industrial water use is equal to or greater than 15 GPCD

Baseline Year <i>Fm SB X7-7 Table 3</i>	Industrial Water Use	Population	Industrial GPCD	Eligible for Exclusion Y/N
10 to 15 Year Baseline - Process Water Deduction Eligibility				
Year 1	2001	0	3,389	NO
Year 2	2002	0	3,390	NO
Year 3	2003	0	3,391	NO
Year 4	2004	0	3,392	NO
Year 5	2005	0	3,393	NO
Year 6	2006	0	3,394	NO
Year 7	2007	0	3,395	NO
Year 8	2008	0	3,396	NO
Year 9	2009	0	3,397	NO
5 Year Baseline - Process Water Deduction Eligibility				
Year 1	2006	0	3,394	NO
Year 2	2007	0	3,395	NO
Year 3	2008	0	3,396	NO
Year 4	2009	0	3,397	NO
Year 5	2010	0	3,394	NO
2015 Compliance Year - Process Water Deduction Eligibility				
2015		0	3,147	NO
NOTES:				

SB X7-7 Table 4-C.3: Process Water Deduction Eligibility

Criteria 3

Non-industrial use is equal to or less than 120 GPCD

Baseline Year <i>Fm SB X7-7 Table 3</i>	Gross Water Use Without Process Water Deduction <i>Fm SB X7-7 Table 4</i>	Industrial Water Use	Non-industrial Water Use	Population <i>Fm SB X7-7 Table 3</i>	Non-Industrial GPCD	Eligible for Exclusion Y/N	
10 to 15 Year Baseline - Process Water Deduction Eligibility							
Year 1	2001	167	0	167	3,389	135	NO
Year 2	2002	169	0	169	3,390	137	NO
Year 3	2003	160	0	160	3,391	129	NO
Year 4	2004	170	0	170	3,392	138	NO
Year 5	2005	163	0	163	3,393	132	NO
Year 6	2006	163	0	163	3,394	132	NO
Year 7	2007	165	0	165	3,395	133	NO
Year 8	2008	172	0	172	3,396	139	NO
Year 9	2009	164	0	164	3,397	132	NO
Year 10	2010	158	0	158	3,397	127	NO
5 Year Baseline - Process Water Deduction Eligibility							
Year 1	2006	163	0	163	3,394	132	NO
Year 2	2007	165	0	165	3,395	133	NO
Year 3	2008	172	0	172	3,396	139	NO
Year 4	2009	164	0	164	3,397	132	NO
Year 5	2010	158	0	158	3,397	127	NO
2015 Compliance Year - Process Water Deduction Eligibility							
2015		119	0	119	3,147	104	YES
NOTES:							

SB X7-7 Table 4-C.4: Process Water Deduction Eligibility

Criteria 4

Disadvantaged Community

Use *IRWM DAC Mapping tool*

http://www.water.ca.gov/irwm/grants/resources_dac.cfm

California Median Household Income	Service Area Median Household Income	Percentage of Statewide Average	Eligible for Exclusion? Y/N	
2015 Compliance Year - Process Water Deduction Eligibility				
2010	\$53,046	\$41,925	79%	YES

A "Disadvantaged Community" is a community with a median household income less than 80 percent of the statewide average.

NOTES:

SB X7-7 Table 5: Gallons Per Capita Per Day (GPCD)

SB X7-7 Table 5: Gallons Per Capita Per Day (GPCD)				
Baseline Year <i>Fm SB X7-7 Table 3</i>		Service Area Population <i>Fm SB X7-7 Table 3</i>	Annual Gross Water Use <i>Fm SB X7-7 Table 4</i>	Daily Per Capita Water Use (GPCD)
10 to 15 Year Baseline GPCD				
Year 1	2001	3,389	167	135
Year 2	2002	3,390	169	137
Year 3	2003	3,391	160	129
Year 4	2004	3,392	170	138
Year 5	2005	3,393	163	132
Year 6	2006	3,394	163	132
Year 7	2007	3,395	165	133
Year 8	2008	3,396	172	139
Year 9	2009	3,397	164	132
Year 10	2010	3,397	158	127
10-15 Year Average Baseline GPCD				133
5 Year Baseline GPCD				
Baseline Year <i>Fm SB X7-7 Table 3</i>		Service Area Population <i>Fm SB X7-7 Table 3</i>	Gross Water Use <i>Fm SB X7-7 Table 4</i>	Daily Per Capita Water Use
Year 1	2006	3,394	163	132
Year 2	2007	3,395	165	133
Year 3	2008	3,396	172	139
Year 4	2009	3,397	164	132
Year 5	2010	3,397	158	127
5 Year Average Baseline GPCD				133
2015 Compliance Year GPCD				
2015		3,147	119	104
NOTES:				

SB X7-7 Table 6: Gallons per Capita per Day Summary
From Table SB X7-7 Table 5

10-15 Year Baseline GPCD	133
5 Year Baseline GPCD	133
2015 Compliance Year GPCD	95
NOTES:	

SB X7-7 Table 7: 2020 Target Method*Select Only One*

Target Method		Supporting Documentation
<input checked="" type="checkbox"/>	Method 1	SB X7-7 Table 7A
<input type="checkbox"/>	Method 2	SB X7-7 Tables 7B, 7C, and 7D <i>Contact DWR for these tables</i>
<input type="checkbox"/>	Method 3	SB X7-7 Table 7-E
<input type="checkbox"/>	Method 4	Method 4 Calculator
NOTES:		

SB X7-7 Table 7-A: Target Method 1
20% Reduction

10-15 Year Baseline GPCD	2020 Target GPCD
133	107
NOTES:	

SB X7-7 Table 7-E: Target Method 3

Agency May Select More Than One as Applicable	Percentage of Service Area in This Hydrological Region	Hydrologic Region	"2020 Plan" Regional Targets	Method 3 Regional Targets (95%)
<input type="checkbox"/>		North Coast	137	130
<input type="checkbox"/>		North Lahontan	173	164
<input type="checkbox"/>		Sacramento River	176	167
<input type="checkbox"/>		San Francisco Bay	131	124
<input checked="" type="checkbox"/>	100%	San Joaquin River	174	165
<input type="checkbox"/>		Central Coast	123	117
<input type="checkbox"/>		Tulare Lake	188	179
<input type="checkbox"/>		South Lahontan	170	162
<input type="checkbox"/>		South Coast	149	142
<input type="checkbox"/>		Colorado River	211	200
<p align="center">Target <i>(If more than one region is selected, this value is calculated.)</i></p>				<p align="center">165</p>
NOTES:				

SB X7-7 Table 7-F: Confirm Minimum Reduction for 2020 Target

5 Year Baseline GPCD <i>From SB X7-7 Table 5</i>	Maximum 2020 Target*	Calculated 2020 Target <i>Fm Appropriate Target Table</i>	Confirmed 2020 Target
133	126	107	107
<i>* Maximum 2020 Target is 95% of the 5 Year Baseline GPCD</i>			
NOTES:			

SB X7-7 Table 8: 2015 Interim Target GPCD

Confirmed 2020 Target <i>Fm SB X7-7 Table 7-F</i>	10-15 year Baseline GPCD <i>Fm SB X7-7 Table 5</i>	2015 Interim Target GPCD
107	133	120
NOTES:		

SB X7-7 Table 9: 2015 Compliance

Actual 2015 GPCD	2015 Interim Target GPCD	Optional Adjustments (<i>in GPCD</i>)					2015 GPCD (<i>Adjusted if applicable</i>)	Did Supplier Achieve Targeted Reduction for 2015?
		Extraordinary Events	Weather Normalization	Economic Adjustment	TOTAL Adjustments	Adjusted 2015 GPCD		
104	120	0	0	0	0	104	104	YES
NOTES:								

Appendix F
AGREEMENT WITH SFPUC

CONTRACT BETWEEN
GROVELAND COMMUNITY SERVICES DISTRICT
AND
CITY AND COUNTY OF SAN FRANCISCO
FOR WATER SERVICE

THIS CONTRACT, entered into as of this first day of January 1984, by and between the GROVELAND COMMUNITY SERVICES DISTRICT (District) and the CITY AND COUNTY OF SAN FRANCISCO, a municipal corporation (City), acting through its PUBLIC UTILITIES COMMISSION.

RECITALS:

1. Under an existing contract dated March 23, 1965 (1965 contract), City agreed to furnish water to the District at the Second Garrotte Shaft of City's Hetch Hetchy Aqueduct in Tuolumne County, California, for a term of 51 years, with a termination date of March 23, 2016.
2. Under Amendment No. 1 to the 1965 Contract, dated January 9, 1968, the term of the 1965 Contract was extended to 55 years, with a termination date of March 23, 2020.
3. Under Amendment No. 2 to the 1965 Contract, dated May 18, 1971, City agreed to furnish water to the District at a second point of delivery at the Big Creek Shaft of City's Hetch Hetchy Aqueduct in Tuolumne County, California. Granting of access to rights of way owned by City needed by the District for installing, constructing, operating and maintaining additional facilities of District's water supply system was provided. A surcharge of ten percent applied to all bills for water service was established for the purpose of compensating City on loss of power revenues as a result of furnishing water service to the District.

4. Since the 1965 Contract, the District has expanded the boundary of its water supply service area in order to meet the water needs of a growing population in the Groveland area of Tuolumne County, California.

5. District has requested City's review of the reasonableness of the existing rates for water service as well as the surcharge for loss of power.

6. Both City and District desire to continue the arrangement whereby City provides the necessary water supply that the District requires to meet the demands of its service area.

7. Because of the changes in District's system, together with those in City's system since the 1965 Contract, City and District recognize that certain terms and conditions of the 1965 Contract, as amended, need to be reviewed, adjusted and revised.

NOW, THEREFORE, it is mutually agreed that the 1965 Contract, as amended, shall be modified in its entirety as follows:

1. LOCATION AND DESCRIPTION OF SERVICE CONNECTION

Sale and delivery of water to the District by City will be made at the Second Garrotte Shaft and the Big Creek Shaft of City's Hetch Hetchy Aqueduct in Tuolumne County, California, at the locations shown on Exhibit A, attached herewith and made a part hereof.

2. SCOPE OF CONTRACT

Subject to the terms and conditions hereinafter set forth, City shall sell and deliver to the District and the District shall purchase and receive from City all water service, supplemental to sources and supplies owned or controlled by the District, in sufficient quantity to supply the total water needs of the service area shown on Exhibit A.

3. TERM OF CONTRACT

3.1 Except as provided by Paragraphs 3.2 and 3.3 herein, this contract shall continue in effect until midnight, March 23, 2034.

3.2 This contract may be terminated by the District upon written notice to City 30 days in advance of such termination.

3.3 Upon termination as provided by Paragraph 3.1 herein, this contract may be extended by mutual consent of the parties, subject to any modifications thereof which may be determined at said time. If no such extension takes place or in the absence of any new contract, the District shall be guaranteed thereafter only that quantity of water which it received during Calendar Year 2020, as limited by the safe capacity of the Hetch Hetchy Aqueduct to furnish water to the District, and at the then effective rates and charges together with any increases as is set forth in Paragraph 11 herein. Prior to or upon termination of this contract, the parties shall, in good faith, promptly negotiate an extension of this contract or a new contract.

4. SERVICE SPECIFICATIONS

4.1 Water to be furnished by City under this contract shall be delivered to the District at the available pressure carried in the Hetch Hetchy Aqueduct at the Second Garrotte Shaft and the Big Creek Shaft. It is understood that said pressure is subject to variations associated with the operation of City's aqueduct and that City shall not be responsible for any effect of such variations on the water service to the District.

4.2 The District shall assume all responsibility for adequate treatment of the water purchased hereunder to render it potable and safe for domestic use and shall indemnify and hold the City harmless against any and all liabilities resulting from the quality of water furnished.

5. CONDITIONS OF SALE

The District agrees not to sell any water purchased from City to any private party for resale by such private party to others. The District further agrees not to sell, without prior written approval of City, any water from any source whatsoever to any private party for resale by substituting therefor water purchased from City. The District agrees that no water furnished by City to the District shall be delivered by the District outside the boundary of the District's service area. The District further agrees not to deliver any water outside the boundary of the District's service area by substituting therefor water purchased from City, unless written consent for such delivery is entered into by the District and City.

6. DISTRICT'S FACILITIES

6.1 The District, at its expense, will furnish, construct, operate and maintain all supply lines, pumps and other facilities it may require (hereinafter collectively referred to as "facilities") to transmit and distribute all water received by it at the place or places of delivery. All such facilities shall be and remain the sole property of the District.

6.2 Prior to the construction or installation of any structure or facility by the District, or any of its agents, on any property, right-of-way or easement of which title or rights are vested in the City or in or adjacent to the tunnel or-shaft of the Hetch Hetchy Aqueduct, detail plans and specifications of such structures and facilities and the proposed construction procedures and safety precautions to be followed shall be submitted to the City for written approval. No construction of such structures or facilities shall commence prior to the receipt of such approval.

7. USE OF CITY'S PREMISES

As a part of this contract and for the purpose of access to install, construct, operate, repair and maintain necessary supply lines, pumps and other facilities of District's water system required to be located on City's premises,

permission is hereby granted to the District, free of any rental or similar charges, to occupy and utilize property or premises of City as shown on Exhibits "B" and "B-1", attached hereto and made a part hereof. This permit is granted subject to the following conditions:

- (a) Permission for said occupancy and use shall continue until the termination of this contract and for a reasonable time thereafter, sufficient to allow for the removal by the District of its facilities. Upon completion of removal by the District of its facilities, said permit expires. No interest in real property is created in the District by virtue of this contract, but only permission to use said property as an incident to performance of this contract is conferred.
- (b) No structures of any kind, except those expressly permitted, shall be erected or placed thereon.
- (c) The District shall, at all times, keep City's property in good and sightly condition, so far as it may be affected by District's operations hereunder.
- (d) All work performed by the District under this permit shall be strictly in conformance with the safety orders of the California State Division of Industrial Safety and other pertinent Federal and State regulations.
- (e) A minimum of maintenance work is performed on City's private access roads to Second Garrotte Shaft and Big Creek Shaft. Any additional maintenance or construction work on said roads which may be required for use by the District for District's access and

operation under the contract shall be performed by the District at its expense and subject to the approval of City.

- (f) Authorized representatives of the District, its contractors and subcontractors will be allowed access to District's facilities at suitable times to perform the obligations of the District with respect to such facilities.
- (g) The District shall, on receipt of notice so to do and within such reasonable time limit as may be fixed by said notice, alter or remove, at the expense of the District, any property or structure covered by this permit, to such extent as may be necessary to avoid or eliminate interference with any pipe, pipe lines, power lines or other structures now constructed or hereafter to be constructed by City, or with any operation of City, or with any use by City of the land affected hereby.

8. CONTINUITY OF SERVICE AND CONSUMPTION

8.1 City shall use all reasonable diligence in providing a constant and uninterrupted supply of water. The City, however, shall not be liable to the District hereunder, nor shall the District be liable to City hereunder, by reason of failure of City to deliver or the District to receive water as the result of fire, strike, riot, explosion, flood, earthquake, accident, breakdown, temporary interruptions due to normal operations, acts of God or the public enemy, or other acts beyond the control of the party affected. It is the intention of each party to relieve the other of the obligation to supply water or to receive and pay for water when, as a result of any of the above-mentioned causes, either party may be unable to deliver or use, in whole or in part, the water herein contracted to be delivered and received. This provision shall not be construed to relieve the District of liability for payment of water delivered at the meter but not beneficially used.

8.2 City shall have the right, at any and all times, to shut off the water from its aqueduct for the purpose of making inspections, repairs, extensions, alterations and for any other purpose necessary or desirable for the proper operation and maintenance of the aqueduct. Insofar as possible, reasonable notice shall be given by City to the District of any such scheduled or emergency shutdowns.

8.3 It is understood that it will be the responsibility of the District to safeguard its water supply by providing adequate storage facilities or an alternate source of supply.

8.4 The water use projections made by the District for the term of this contract are shown on Exhibit C, attached hereto and made a part hereof. Insofar as possible, reasonable notice shall be given by the District to City if the rate and quantity of water to be purchased deviates significantly from said estimates.

9. MEASUREMENT OF WATER

9.1 The water supplied hereunder shall be measured by suitable metering equipment to be furnished, installed, maintained and calibrated by City at its expense. All such equipment shall be and remain the property of City. When more than a single meter is installed in a battery, the readings thereof shall be billed conjunctively. A standby emergency meter shall be installed for emergency demand or for bypass maintenance operation. No service charge shall be made for standby emergency meter.

9.2 City shall read all meters at its expense and, as far as possible, shall read all meters at periodic intervals of approximately thirty (30) days.

9.3 In the event any meter fails to register or registers incorrectly, a daily average will be obtained from the reading of such meter taken for the previous period when the meter was shown to be operating correctly, or from the reading of a new substitute meter known to be correct, or from other information which shall

render a fair daily average. The daily average thus obtained shall be used as a basis of payment for the period that such meter was out of order, the length of such period to be determined by agreement between the parties. When it becomes known to City that a meter fails to register, or registers incorrectly, City shall thereupon take the necessary corrective action.

10. METER TEST

10.1 At the written request of the District, City shall test, in the presence of District representatives, any or all meters installed by City. The cost, if any, of such tests shall be borne by the District if the percentage of error is found to be not more than two (2) percent slow or fast. No meter shall be placed in service or allowed to remain in service which has an error in registration in excess of two (2) percent slow or fast.

10.2 If upon test, any meter shall be found to register in excess of two (2) percent slow or fast, corrections shall be made accordingly in the amount charged for water passing through such meter, but no such correction shall extend beyond twelve (12) months previous to the day on which such inaccuracy is discovered by said test.

11. RATES AND CHARGES

11.1 The charges to be paid by District to City for providing the water service hereunder shall be:

- | | |
|---------------------------------|-----------------------------------|
| (a) Service Charge: | \$75.00 per service location |
| (b) Charge for Water Delivered: | 7.12 cents per hundred cubic feet |
| (c) Surcharge for Power Loss: | 9.81 cents per hundred cubic feet |

11.2 If City should fail to provide a constant and uninterrupted supply of water at a point of delivery for a continuous period of more than forty-eight (48)

hours during any monthly period hereunder, the service charge specified in Paragraph 11.1(a) shall be prorated for such monthly period on the basis of an average monthly period of thirty (30) days.

11.3 No reduction in charge specified in Paragraph 11.1(b) will be made by City because of the cost to District of raising water from City's aqueduct tunnel. The District will be held responsible for payment for all water passing through City's meters, whether the water has been beneficially used by the District or lost through leakage in its supply lines or fixtures.

11.4 The surcharge specified in Paragraph 11.1(c) is for the purpose of compensating City for reduction in electric generation at its Moccasin Powerhouse due to the reduced amount of water available for this purpose as a result of furnishing water service to the District hereunder.

11.5 Pursuant to the methodology as shown on Exhibit D, attached hereto and made a part hereof, the service charge and the charge for water delivered as provided in Paragraphs 11.1(a) and 11.1(b) shall be adjusted every four (4) years effective July 1, 1987 and every four (4) years thereafter for the term of this contract. For the purpose of this provision, the rates and charges as specified in Paragraphs 11.1(a) and 11.1(b) shall be deemed to be effective for the year beginning July 1, 1983.

11.6 Pursuant to the methodology as shown on Exhibit E, attached hereto and made a part hereof, the surcharge for power loss as provided in Paragraph 11.1(c) shall be adjusted every four (4) years effective July 1, 1987 and every four (4) years thereafter for the term of this contract. For the purpose of this provision, the surcharge as specified in Paragraph 11.1(c) shall be deemed to be effective for the year beginning July 1, 1983.

12. PAYMENTS

Payments for the service furnished hereunder shall be made monthly upon submission of invoices rendered by City to the District. Such invoices shall contain statements of the meter readings at the beginning and end of the monthly period and monthly consumption.

13. NOTICE OF NONRESPONSIBILITY

Except in instances of emergency requiring immediate work, the District agrees that it will notify City at least ten days before starting any construction work, repairs or alterations on any property, right-of-way or easement of which title or rights are vested in the City, in order that City may post appropriate notices of nonresponsibility. The District shall, at all times, permit such notices to remain posted for the time required by law.

14. LIABILITY

14.1 The District shall indemnify and hold harmless the City and all officers, servants, agents and employees of City from any loss or liability to third persons arising from any property damage, personal injury or death due directly or indirectly to the operations of the District or uses of City's property by the District or its agents under this contract.

14.2 The District shall be held liable for any and all damages to water meters and other property of City which may be willfully caused by or result from carelessness or negligence on the part of the District or its agents or employees.


15. THIRD PARTY INTERESTS AND ASSIGNMENTS

15.1 This contract is not for the benefit of any person, corporation or entity other than the parties hereto. No person, corporation or entity other than the parties hereto shall have any rights or interest in or under this contract, except as expressly provided herein.

15.2 Neither this contract, nor any interest herein, nor any claim arising hereunder shall be transferred or assigned by the District to any party or parties without the prior written consent of City.

IN WITNESS WHEREOF, the parties hereto have executed this contract as of the day and year first above written.

THE CITY AND COUNTY OF SAN FRANCISCO
By Its Public Utilities Commission


By 
Rudolf Nothenberg
General Manager of Public Utilities

ATTEST:


Authorized by Public Utilities Commission
City and County of San Francisco

Resolution No. 84-0186


Adopted: April 24, 1984


Romaine A. Boldridge
Secretary

Approved as to form:
George Agnost
City Attorney

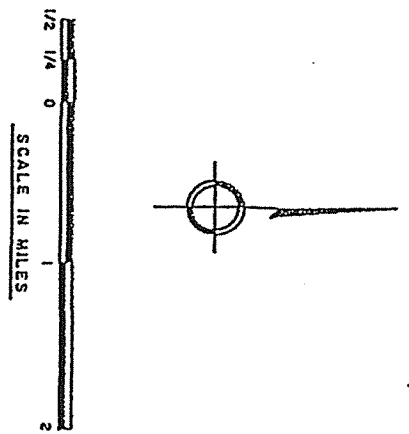
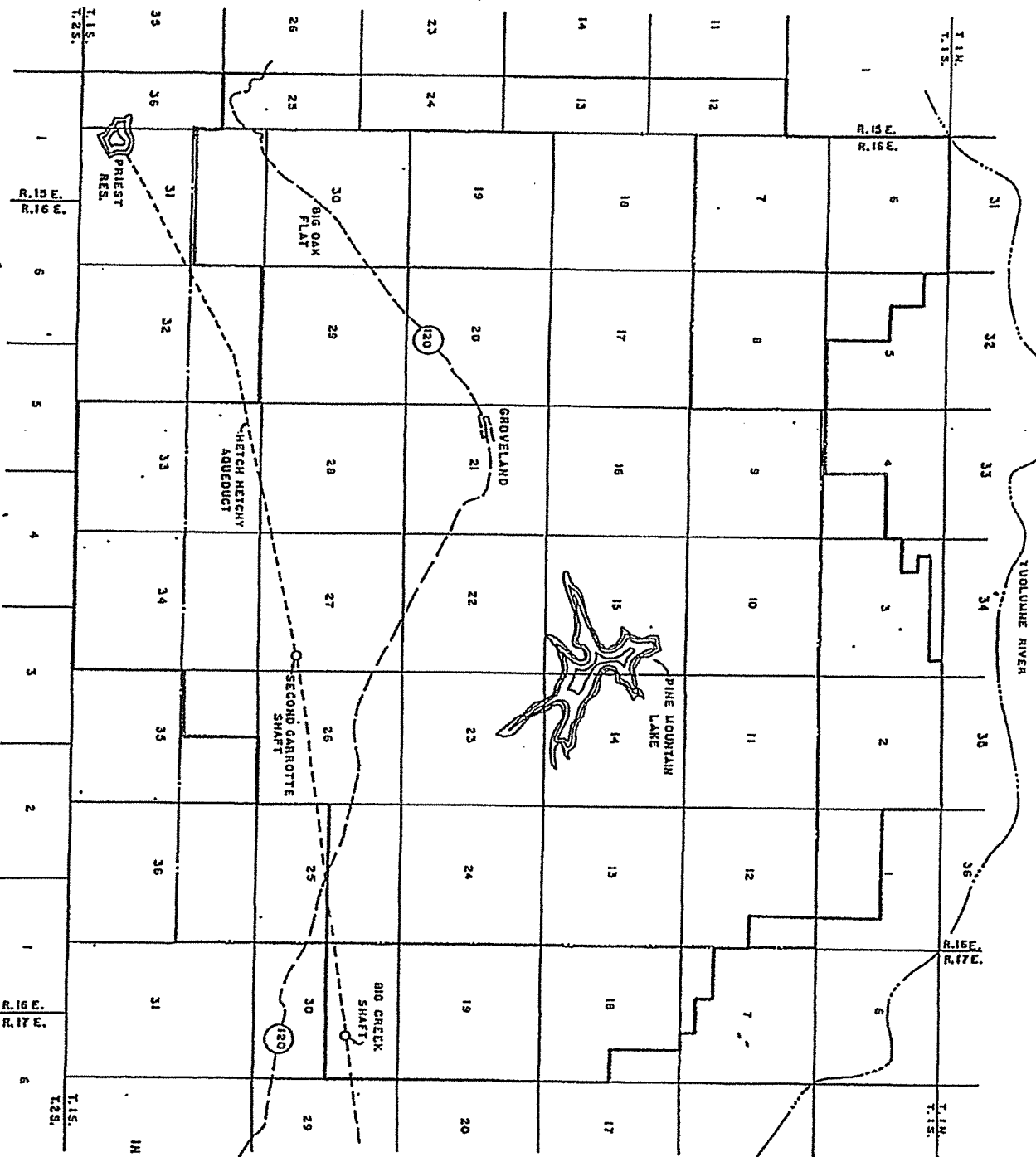
By 
M. M. Dow
Utilities General Counsel

GROVELAND COMMUNITY SERVICES DISTRICT

By 
B. C. Beaudreau
General Manager

Authorized by Resolution No. 4-84
of the Board of Directors

Adopted: May 8, 1984

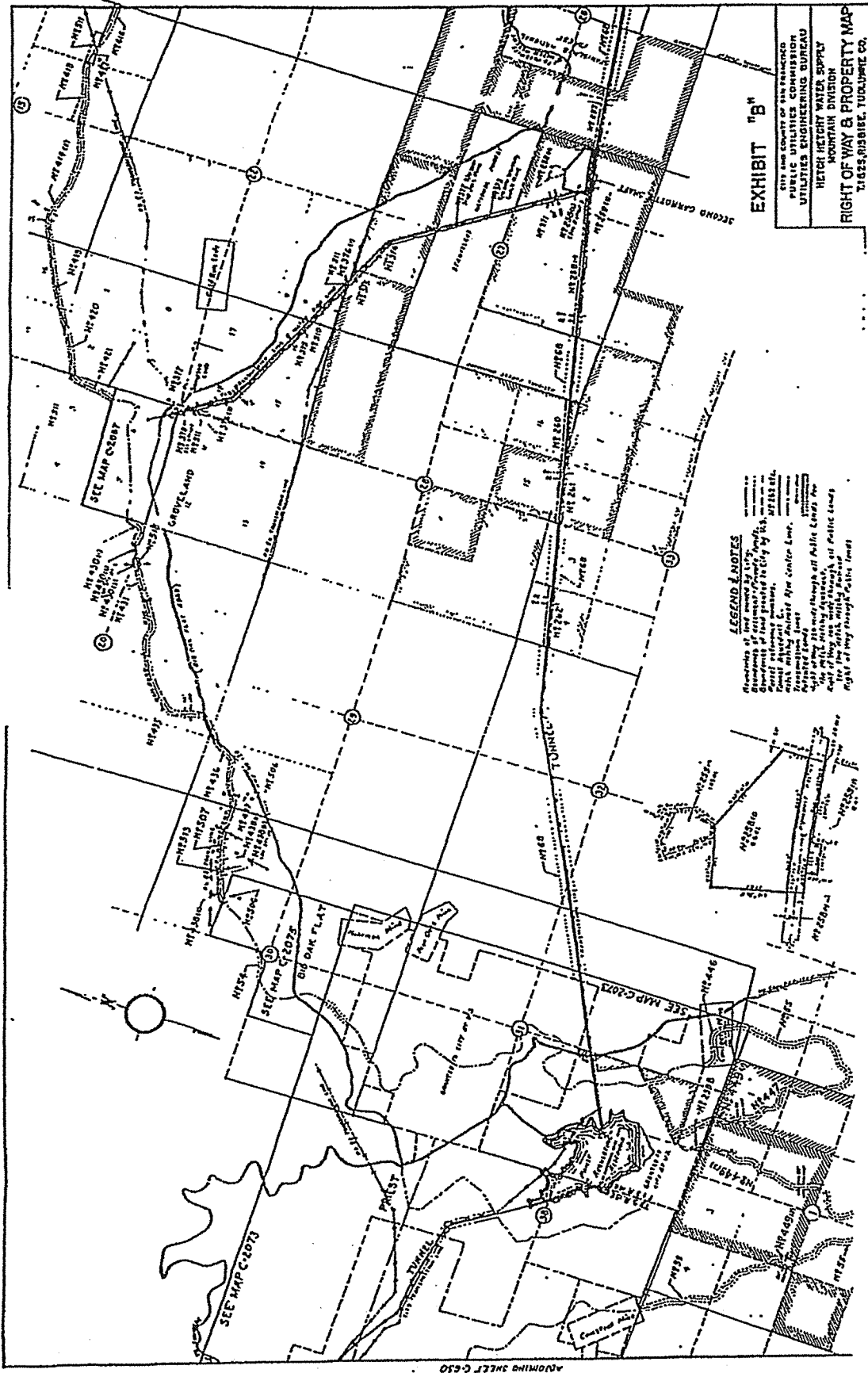


LEGEND
 ——— NEW BOUNDARY
 - - - - - OLD BOUNDARY

EXHIBIT A
 IN ACCORDANCE WITH RESOLUTION 2-72 OF THE GROVE-
 LAND COMMUNITY SERVICES DISTRICT

PROPOSED S. F. CONTRACT BOUNDARY

GROVELAND COMMUNITY SERVICES DISTRICT



LEGEND NOTES

Boundaries of land owned by City of San Francisco
 Boundaries of land owned by other public agencies
 Boundaries of land owned by private parties
 Boundaries of land owned by the State of California
 Boundaries of land owned by the County of San Francisco
 Boundaries of land owned by the County of Marin
 Boundaries of land owned by the County of Contra Costa
 Boundaries of land owned by the County of Alameda
 Boundaries of land owned by the County of Santa Clara
 Boundaries of land owned by the County of Santa Cruz
 Boundaries of land owned by the County of San Diego
 Boundaries of land owned by the County of Imperial
 Boundaries of land owned by the County of Riverside
 Boundaries of land owned by the County of Orange
 Boundaries of land owned by the County of Los Angeles
 Boundaries of land owned by the County of San Bernardino
 Boundaries of land owned by the County of San Luis Obispo
 Boundaries of land owned by the County of Kern
 Boundaries of land owned by the County of Tulare
 Boundaries of land owned by the County of Fresno
 Boundaries of land owned by the County of Kings
 Boundaries of land owned by the County of San Joaquin
 Boundaries of land owned by the County of Yuba
 Boundaries of land owned by the County of Sutter
 Boundaries of land owned by the County of Colusa
 Boundaries of land owned by the County of Yolo
 Boundaries of land owned by the County of Butte
 Boundaries of land owned by the County of Nevada
 Boundaries of land owned by the County of El Dorado
 Boundaries of land owned by the County of Placer
 Boundaries of land owned by the County of Yuba
 Boundaries of land owned by the County of Sutter
 Boundaries of land owned by the County of Colusa
 Boundaries of land owned by the County of Yolo
 Boundaries of land owned by the County of Butte

EXHIBIT "B"

CITY AND COUNTY OF SAN FRANCISCO
 PUBLIC UTILITIES COMMISSION
 UTILITIES ENGINEERING DIVISION
 WATER DIVISION
 MOUNTAIN WATER SUPPLY
 RIGHT OF WAY & PROPERTY MAP
 T1625, R1531B, TUCKER CO.


GROVELAND COMMUNITY SERVICES DISTRICT
POPULATION & WATER USE PROJECTIONS

Year	(1)	(2) Groveland		(3)	(4)	(5)	(6)	(7)
	County Population	Permanent	Seasonal	25% of Season	Total Consumers	MCD	AF/Year	
1980	33,921	1498	1600	400	1,898	.192	215	
1990	49,700	3700	3700	925	4,695	.925	700	
2000	60,000	6900	6624	1656	8,556	1.711	1,916	
2020	89,200	13305	11974	2994	16,299	3.260	3,651	
2050	120,200	18375	15158	3790	22,072	4.414	4,944	
2070	135,500	21600	17280	4320	25,920	5.184	5,806	

Notes

- (1) Based on 1980 Census and 1980 County General Plan Projections (utilized Board of Finance estimates)
- (2) Based on 1980 Census and 1980 County General Plan Study of growth areas.
- (3) Estimates prepared for study of seasonal home construction and 1980 Census reports.
- (4) Estimated water use based on related Environmental Impact Reports for proposed projects.
- (5) Total of Columns (2) and (4).
- (6) Based on 200 gallons per capita.
- (7) Conversion of Column (6) to Acre-feet per year.

Prepared by County Administrative Office



DOMINIC SALLUCE, Sr. Management Analyst

Exhibit C

Approved by Groveland Community Services District



BAYARD C. BEAUDREAU, General Manager

Exhibit D

The service charge and the charge for water delivered shall be adjusted by application of an index determined on the basis of the annual changes in Hetch Hetchy's operating and maintenance costs. Such adjustment shall be implemented beginning July 1, 1987 and every four years thereafter for the term of the contract. The index shall be derived as follows:

$$\text{Index} = A/B$$

Where A = Estimated Hetch Hetchy operating and maintenance costs for the year in question

B = Estimated Hetch Hetchy operating and maintenance costs for the base year -
FY 1983-84

The estimated values of A and B shall be determined by the application of the linear least-squares regression analysis upon actual data of record for five previous years. The index thus derived is then applied to the Service Charge and the Charge for Water Delivered as indicated in Paragraphs 11.1(a) and 11.1(b).

For example, the index to be applied effective July 1, 1987 is determined as follows (see attached data sheets 840330TLC-1 and -2):

$$A = 11,329.68 \quad B = 9,118.60$$

$$\text{Index} = A/B = 11,329.68/9,118.60 = 1.24$$

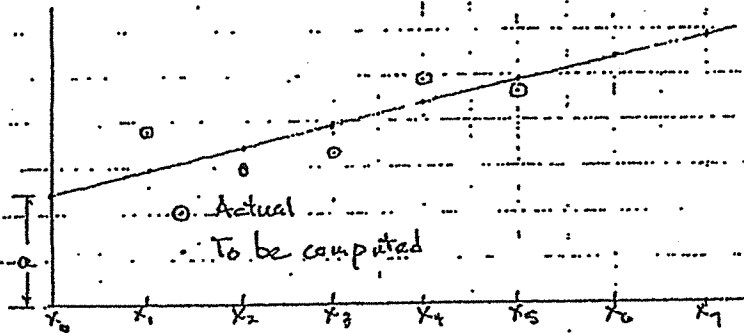
$$\text{Therefore Service Charge} = \$75.00 \times 1.24 = \$93.00$$

$$\text{Charge for Water Delivered} = 7.12\text{¢/ccf} \times 1.24 = 8.83\text{¢/ccf}$$

DATA SHEET

UTILITIES ENGINEERING BUREAU

SUBJECT Linear Least-Square Regression Analysis - Estimating Y_7 for Year X_7
Based on Actual Values of Y for Five Prior Years of Record, Y_1 thru Y_5
 BY TLC CHECKED BY _____ DATE 10/17 1983 SHEET OF



$$b = \frac{\sum x_i y_i - 3 \sum y_i}{10}$$

$$a = \frac{\sum y_i}{5} - 3b$$

$$y_1 = a + 7b$$

(1)	(2)	(3)	(4)	(5)	(6)	
Fiscal Year	x_i	Total Operating Expense (000)	Total Maintenance Expense (000)	y_i (3) + (4)	$x_i y_i$ (2) x (5)	
1978	1			5,636	5,636	*
1979	2			6,045	12,090	*
1980	3			5,425	16,275	*
1981	4			6,887	27,548	*
1982	5			8,492	42,460	*
Σ	15			32,485	104,009	
				(A)	(B)	

* Subject to Verification

$$b = \frac{\sum x_i y_i - 3 \sum y_i}{10} = \frac{(B) - 3(A)}{10} = \frac{(104,009) - 3(32,485)}{10} = 655.40 \quad (C)$$

$$\bar{y} = \frac{\sum y_i}{5} = \frac{(A)}{5} = \frac{(32,485)}{5} = 6,497.00 \quad (D)$$

$$\bar{x} = \frac{\sum x_i}{5} = \frac{15}{5} = 3$$

$$a = \bar{y} - b\bar{x} = (D) - 3(C) = (6,497.00) - 3(655.40) = 4,530.80 \quad (E)$$

$$\therefore \text{For year } x_i = x_7, y_7 = (E) + 7(C) = (4,530.80) + 7(655.40) = 9,118.60 \quad (F)$$

For year $x_i = x_1$, Index referred to $x_i = \text{base}$

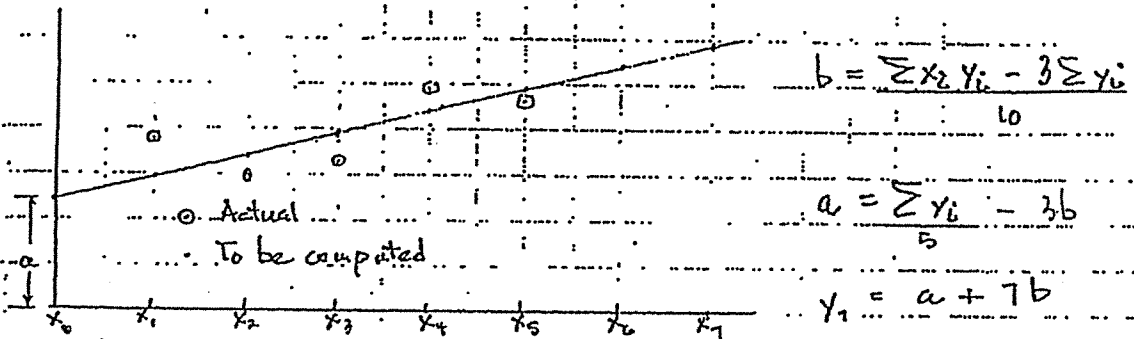
$$\text{is } \frac{y_7}{y_{\text{base}}} = \frac{(F)_7}{(E)_{\text{base}}} = \frac{(\quad)}{(9,118.60)}$$

Notes: 1. Source of actual data for Cols. 3 and 4 - Hetch Hetchy's annual income statements for fiscal years ending June 30.

2. All computations to be computed to 2 places after the decimal.

UTILITIES ENGINEERING BUREAU

SUBJECT: Linear Least-Square Regression Analysis - Estimating Y_7 for Year X_7
Based on Actual Values of Y for Five Prior Years of Record, Y_1 thru Y_5
 BY: TLC CHECKED BY: _____ DATE: 10/17 1983 SHEET: 01



(1)	(2)	(3)	(4)	(5)	(6)
Fiscal Year	x_i	Total Operating Expense (000)	Total Maintenance Expense (000)	y_i (3) + (4)	$x_i y_i$ (2) x (5)
1982	1			8,492.00	8,492.00
1983	2			8,463.70	16,926.40
1984	3			9,118.60	27,355.80
1985	4			9,774.00	39,096.00
1986	5			10,429.40	52,147.00
Σ	15			46,277.20 (A)	144,017.20 (B)

$$b = \frac{\sum x_i y_i - 3 \sum y_i}{10} = \frac{(B) - 3(A)}{10} = \frac{(144,017.20) - 3(46,277.20)}{10} = 518.56 \quad (C)$$

$$\bar{y} = \frac{\sum y_i}{5} = \frac{(A)}{5} = \frac{(46,277.20)}{5} = 9,255.44 \quad (D)$$

$$\bar{x} = \frac{\sum x_i}{5} = \frac{15}{5} = 3$$

$$a = \bar{y} - b\bar{x} = (D) - 3(C) = (9,255.44) - 3(518.56) = 7,699.76 \quad (E)$$

$$\therefore \text{For year } x_i = x_7, y_7 = (E) + 7(C) = (7,699.76) + 7(518.56) = 11,329.68 \quad (F)$$

For year $x_i = x_1$, Index referred to $x_i = \text{base}$

$$\text{is } \frac{y_7}{y_{\text{base}}} = \frac{(F)_7}{(F)_{\text{base}}} = \frac{(11,329.68)}{(9,118.60)} = 1.24 \quad \leftarrow \text{ANS}$$

- Notes: 1. Source of actual data for Cols. 3 and 4 - Hetch Hetchy's annual income statements for fiscal years ending June 30.
 2. All computations to be computed to 2 places after the decimal.

Exhibit E

Surcharge for Power Loss shall be adjusted by application of an index determined on the basis of the annual changes in PGandE's system average costs as submitted to the Securities and Exchange Commission in Report Form 10-K. Such adjustment shall be implemented beginning July 1, 1987 and every four years thereafter for the term of the contract.

The index shall be derived as follows:

$$\text{Index} = A/B$$

Where A = Estimated PGandE system average costs
for the year in question

B = Estimated PGandE system average costs
for the base year - 1983

The estimated values of A and B shall be determined by the application of the linear least-squares regression analysis upon actual data of record for five previous years. The index thus derived is then applied to the Surcharge for Power Loss as indicated in Paragraph 11.1(c).

For example, the index to be applied effective July 1, 1987 is determined as follows (see attached data sheets 830818TLC-1 and -2):

$$A = 104.44$$

$$B = 73.58$$

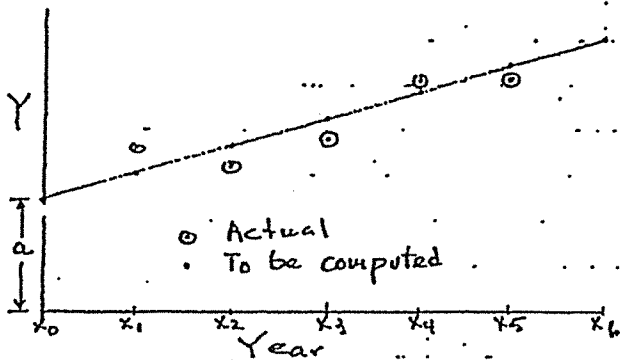
$$\text{Index} = A/B = 104.44/73.58 = 1.42$$

$$\text{Therefore Surcharge} = 9.81\text{¢/ccf} \times 1.42 = 13.93\text{¢/ccf}$$

UTILITIES ENGINEERING BUREAU

SUBJECT Linear Least-squares Regression Analysis - Estimating y_6 for Year x_6 Based on Actual Values of y for Preceding Five Years

BY TLC CHECKED BY _____ DATE 8/18 1983 SHEET 3 OF _____



$$b = \frac{\sum x_i y_i - 3 \sum y_i}{10}$$

$$a = \frac{\sum y_i}{5} - 3b$$

$$y_6 = a + 6b$$

(1)	(2)	(3)	(4)	(5)	(6)
Year	x_i	Total operating Revenue (\$ 000)	Total Energy Sales - (GWh)	y_i (3) ÷ (4)	$x_i y_i$ (2) × (5)
1978	1	2,096,933	56,136	37.35	37.35
1979	2	2,463,845	59,728	41.25	82.50
1980	3	2,927,841	58,292	50.23	150.69
1981	4	3,905,873	61,669	63.34	253.36
1982	5	3,848,602	60,446	63.67	318.35
Σ	15			255.84 (A)	642.25 (B)

$$b = \frac{\sum x_i y_i - 3 \sum y_i}{10} = \frac{(B) - 3(A)}{10} = \frac{(642.25) - 3(255.84)}{10} = 7.47 \quad (C)$$

$$\bar{y} = \frac{\sum y_i}{5} = \frac{(A)}{5} = \frac{(255.84)}{5} = 51.17 \quad (D)$$

$$\bar{x} = \frac{\sum x_i}{5} = \frac{15}{5} = 3$$

$$a = \bar{y} - b\bar{x} = (D) - 3(C) = (51.17) - 3(7.47) = 28.76 \quad (E)$$

$$\therefore \text{For Year } x_6 = 6, y_6 = (E) + 6(C) = (28.76) + 6(7.47) = 73.58 \quad (F)$$

For Year $x_6 = 6$, Index referred to Year $x_i = \text{base} =$

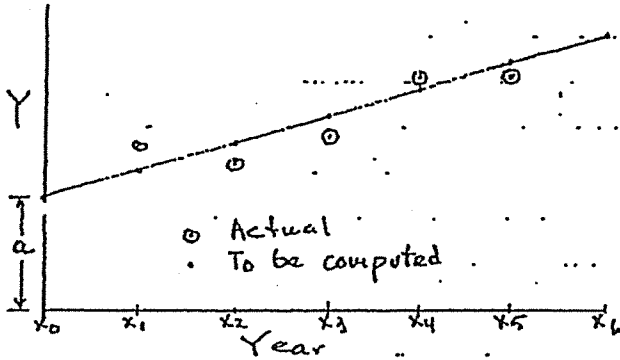
$$\frac{y_6}{y_{i=\text{base}}} = \frac{(F)_6}{(F)_{i=\text{base}}} = \frac{(\quad)}{(73.58)} = \quad \leftarrow 1983$$

- Notes:
- Source of actual data for Cols. 3 and 4 - PG. and E's annual report SEC Form 10-K to the Securities & Exchange Commission
 - 1985 Index shall be used for determining rates effective July 1, 1985, etc.
 - All calculations to be computed to 2 places after the decimal

UTILITIES ENGINEERING BUREAU

SUBJECT Linear Least-squares Regression Analysis - Estimating y_6 for Year x_6 Based on Actual Values of y for Preceding Five Years

BY TLC CHECKED BY _____ DATE 8/18 1983 SHEET 3 OF _____



$$b = \frac{\sum x_i y_i - 3 \sum y_i}{10}$$

$$a = \frac{\sum y_i}{5} - 3b$$

$$y_6 = a + 6b$$

(1)	(2)	(3)	(4)	(5)	(6)
Year	x_i	Total operating Revenue (\$ 000)	Total Energy Sales - (GWh)	y_i (3) ÷ (4)	$x_i y_i$ (2) × (5)
1982	1	3,848,602	60,446	63.67	63.67
1983	2			73.58	147.16
1984	3			81.05	243.15
1985	4			88.52	354.08
1986	5			95.99	479.95
Σ	15			402.81	1288.01
				(A)	(B)

Assumed
"
"
"

$$b = \frac{\sum x_i y_i - 3 \sum y_i}{10} = \frac{(B) - 3(A)}{10} = \frac{(1288.01) - 3(402.81)}{10} = 7.96 \quad (C)$$

$$\bar{y} = \frac{\sum y_i}{5} = \frac{(A)}{5} = \frac{(402.81)}{5} = 80.56 \quad (D)$$

$$\bar{x} = \frac{\sum x_i}{5} = \frac{15}{5} = 3$$

$$a = \bar{y} - b\bar{x} = (D) - 3(C) = (80.56) - 3(7.96) = 56.68 \quad (E)$$

$$\therefore \text{For Year } x_6 = 6, y_6 = (E) + 6(C) = (56.68) + 6(7.96) = 104.44 \quad (F)$$

For Year $x_6 = 6$, Index referred to Year $x_i = \text{base} =$

$$\frac{y_6}{y_{i=\text{base}}} = \frac{(F)_6}{(F)_{i=\text{base}}} = \frac{(104.44)}{(73.58)} = 1.42 \quad \leftarrow 1984$$

- Notes:
- Source of actual data for Cols. 3 and 4 - PG. and E's annual report SEC Form 10-K to the Securities & Exchange Commission
 - 1985 Index shall be used for determining rates effective July 1, 1985, etc.
 - All calculations to be computed to 2 places after the decimal

RESOLUTION NO. 4-84

A RESOLUTION OF THE GROVELAND COMMUNITY SERVICES DISTRICT
APPROVING A MODIFIED CONTRACT FOR WATER SERVICE BETWEEN
GROVELAND COMMUNITY SERVICES DISTRICT AND THE CITY AND
COUNTY OF SAN FRANCISCO.

WHEREAS, the City and County of San Francisco has prepared a contract to modify in its entirety the 1965 Contract For Water Service, as Amended, between City and District; and


WHEREAS, elements of the modified contract for water service include an extension of the term from year 2020 to year 2034, the enlargement of the boundaries of the service area and a reduction in the rates charged for raw water pumped by District from the Hetch Hetchy Aqueduct; and

WHEREAS, it is in the best interest of the District to enter into the modified contract, effective January 1, 1984, as adopted by the Public Utilities Commission of the City and County of San Francisco on April 24, 1984;


NOW, THEREFORE BE IT RESOLVED BY the Board of Directors of the Groveland Community Services District that said Contract be and it hereby is approved and Bayard C. Beaudreau, General Manager of said District, is authorized and directed to execute said Contract on the part of the Groveland Community Services District.

PASSED AND ADOPTED at a regular meeting of said District on May 8, 1984 by the following vote:

AYES:	Directors	Ducharme, Macy, Fenton, McDowell & President Osborne
NOES:	Directors	None
ABSENT:	Directors	None
ABSTAINING:	Directors	None


Fred H. Osborne, President

TEST:


Sue A. Gianelli, Secretary

PUBLIC UTILITIES COMMISSION
CITY AND COUNTY OF SAN FRANCISCO

84-0186

RESOLUTION No. _____

WHEREAS, The City and County of San Francisco (City) and the Groveland Community Services District (District) entered into an agreement for water service on March 23, 1965, amended by Amendment No. 1 on January 9, 1968 and Amendment No. 2 on May 18, 1971; and

WHEREAS, The water needs of the District are growing and the District desires a firm supply to meet its future water needs; and

WHEREAS, The District desires and the City consents to extend the term of the current contract to March 23, 2034; and


WHEREAS, City and District recognize that the rates and charges for furnishing such water service be made on a fair and equitable basis; now, therefore, be it

RESOLVED, That this Commission does hereby approve the terms and conditions of the agreement, dated January 1, 1984, between the City and District and authorizes the General Manager of Public Utilities to execute same on behalf of this Commission.

*I hereby certify that the foregoing resolution was adopted by the Public Utilities Commission
at its meeting of _____*

Romaine A. Bolbridge
Secretary, Public Utilities Commission

Appendix G
WATER EXCHANGE AGREEMENT BETWEEN SFPUC AND TID



July 23, 2007

Michael P. Carlin
Assistant General Manager – Water Enterprise
San Francisco Public Utilities Commission
1155 Market Street, Fourth Floor
San Francisco, California 94103

Dear Michael:

It is our understanding that under the SFPUC's Hetch Hetchy Long-Term Maintenance Program, the Mountain Tunnel will periodically be taken out of service over the next ten years. Each outage is not expected to last for more than 60 days at a time and will be confined to the winter months when demand on your system is at its lowest point.

We also understand that the planned outages will have an adverse affect upon Groveland Community Services District, which obtains a supplemental drinking water supply from the SFPUC. In essence, whenever the Mountain Tunnel is down, GCSD will be without its supplemental drinking water supply. To address this predicament, GCSD proposes during these periods to use water in Pine Mountain Lake that would normally flow by water right of the Districts to the Don Pedro Reservoir. SFPUC proposes to assist GCSD by allowing adjustments to its Don Pedro water bank account to cover any shortfall in the amount of water that would otherwise flow from Pine Mountain Lake to Don Pedro Reservoir.

The Districts recognize the need for maintenance of the Hetch Hetchy system and the inconvenience that it will cause to GCSD. We also recognize that the amount of water involved is expected to be less than 200 acre-feet per outage. Consequently, based upon the preceding facts, we wish to cooperate to the extent that we can, by assisting the SFPUC and GCSD during the period when the Mountain Tunnel will be out of service. The Districts would agree to the use of water from Pine Mountain Lake by GCSD under the following conditions:

1. The GCSD shall obtain all necessary permits required for the use of the water.
2. That there shall be no adverse impacts to the Districts' water rights and that the Districts be kept whole at all times.
3. Water used by GCSD during maintenance outages shall be metered at the diversion point and that a similar amount be deducted from the Don Pedro water bank.
4. Meter readings shall be forwarded to the Districts by the 10th day of the month following any month in which water is diverted.

Michael P. Carlin
Assistant General Manager – Water Enterprise
San Francisco Public Utilities Commission
July 23, 2007
Page 2

5. The agreement allowing GCSO to use water in Pine Mountain Lake and the corresponding adjustment to the Don Pedro water bank shall expire on March 1, 2017.
6. Authorization is for the purpose of this unique circumstance and shall not establish or set a precedent for future requests. Further, the Districts acknowledge that nothing herein is intended to establish a precedent or course of conduct between the Parties as to their respective Tuolumne River water rights or agreements, including Don Pedro water bank accounting.

If these conditions are satisfactory to you, please indicate your concurrence by signing and dating where indicated and return a copy to each of us.

Sincerely,



Walter P. Ward
Assistant General Manager
Water Operations
Modesto Irrigation District
P.O. Box 4060
Modesto, California 95352



Robert M. Nees
Assistant General Manager
Water Resources & Regulatory Affairs
Turlock Irrigation District
P.O. Box 949
Turlock, California 95380

I hereby agree to the terms and conditions expressed above.



30 July 07

Michael P. Carlin, Assistant General Manager – Water Enterprise

Date

Appendix H
WATER ORDINANCE

**GROVELAND COMMUNITY SERVICES DISTRICT
AMENDMENT NO. 1 TO
WATER ORDINANCE NO. 2-10**

**ORDINANCE ESTABLISHING WATER SHORTAGE EMERGENCIES
REGULATIONS**

WHEREAS, California Government Code section 61100, subdivision (a) incorporates Water Code sections 71000 et seq., including sections 71640 et seq., into the Community Services District Law; and

WHEREAS, California Water Code section 71642 authorizes the governing body of a municipal water district to find the existence or threat of a drought emergency or other threatened or existing water shortage, and that finding is prima facie evidence of the fact or matter so found, and such fact or matter shall be presumed to continue unchanged unless and until a contrary finding is made by the board by resolution or ordinance; and

WHEREAS, pursuant to Water Code section 71640, the District may restrict the use of district water during the drought emergency or other water shortage condition and may prohibit the wastage of district water or the use of district water during such periods for any purpose other than household uses or other restricted uses as the District determines to be necessary; and

WHEREAS, the Board of Directors (“Board”) of the Groveland Community Services District (“District”) desires to adopt an ordinance regulating the use of water during water shortage emergencies as they may occur from time to time

NOW THEREFORE, the Board of Directors of the Groveland Community Services District ordains as follows:

Section 1. The above recitals are true and correct, and are hereby incorporated as part of this ordinance.

Section 2. That Article XVIII of Water Ordinance No. 2-10 is hereby added as follows:

“ARTICLE XVIII – WATER SHORTAGE EMERGENCIES

Section 18.01 Definitions.

The following terms are defined for the purpose of this article:

- A. "Allocation" means the calculated percentage of the amount of water delivered to each customer's property during the corresponding monthly billing period of the base year for which no penalty or surplus use charges shall be imposed.
- B. "Applicant" means a customer, firm, partnership, business, corporation, district or governmental agency that requests or receives water from the District.
- C. "Board of Directors" means the Board of Directors of the Groveland Community Services District.
- D. "Customer" or "water consumer" means any customer, firm, partnership, business, corporation, district, or governmental agency that receives water from the District.
- E. "District" means the Groveland Community Services District.
- F. "General Manager" means the General Manager of the District duly appointed by the Board of Directors.
- G. "Water" means potable water supplied by the District to customers within its jurisdiction.

Section 18.02 Purpose and Scope.

This article sets forth water shortage emergency conditions which exist within the boundary of the Groveland Community Services District as declared by resolution of the Board of Directors. These regulations shall become effective with the effective date of the ordinance that includes the provisions of this article. A water shortage emergency declaration shall be in effect upon proper findings made by the Board of Directors after a public hearing and shall remain in effect until the Board of Directors finds and declares by resolution that the water shortage emergency condition has abated, has changed in degree or no longer exists.

Section 18.03 Findings.

The Board of Directors shall make the findings below prior to enforcement of the provisions of this article:

- A. The Board of Directors shall conduct duly noticed public hearings for the purpose of determining whether a water shortage emergency condition exists and, if so, the degree of the emergency and what regulations and restrictions should be enforced in response to the shortage.
- B. The Board of Directors shall adopt a resolution which declares that a water shortage emergency condition exists, the facts and conclusions which support

such a declaration and that the ordinary water demands and requirements of water consumers within the District cannot be satisfied.

- C. The regulations set forth in this article are necessary and proper to protect and conserve the water supply for human consumption, sanitation, and fire protection during the duration of the water shortage emergency condition.
- D. The regulations set forth in this article shall remain enforceable to the extent declared by the Board of Directors and until such time as the Board of Directors finds that the water shortage emergency no longer exists.

Section 18.04. Phases of Water Shortage Emergencies.

The following phases of water shortage emergencies are established. Upon declaration of the Board of Directors that an emergency condition exists, the Board of Directors shall declare the degree of emergency and identify the applicable phase and the regulations, which shall be enforceable for each respective phase. The District recognizes 4 phases of a water shortage emergency as set forth in this section.

- A. Phase 1—Ongoing Water Conservation. The District shall implement the following Phase 1 water conservation measures at all times regardless of the existence of a water shortage emergency:
 - 1. Education programs
 - 2. Promotion of water-saving landscaping.
 - 3. Requirement of low-flow fixtures in new developments.
 - 4. Meter and/or flow control for all customer accounts and plant production activities.
 - 5. Maintain tiered water rates for treated water.
 - 6. Prohibit wasteful use of water.
 - 7. Review water measuring and/or metering devices for accuracy.
- B. Phase II – Voluntary Conservation Measures. Upon the findings of the Board of Directors in accordance with Section 18.03 that there is a potential threat of an emergency or water shortage based on forecasted precipitation, snowpack and reservoir levels, or if San Francisco Public Utilities Commission calls for Phase II conservation measures, the District shall adopt a resolution that implements the following measures:
 - 1. Declare a threat of emergency or shortage exists; and
 - 2. Identify a water reduction goal of ten percent (10%); and
 - 3. Immediately implement the following Phase II conservation measures:
 - i. Increase public awareness.
 - ii. Prohibit fire hydrant flow testing.
 - iii. Restaurants shall serve water only upon customer request.

- iv. Voluntary customer water usage reduction. Water customers will be notified that it is a low water year and will be requested to reduce water usage from the previous year's usage. The District will provide information on conservation methods.
- v. Contact high water users. The District will contact the highest water users to encourage use of water conservation methods.

C. Phase III – Mandatory Water Conservation Measures. Upon the findings of the Board of Directors in accordance with Section 18.03 that an emergency or water shortage exists based on forecasted precipitation, snowpack and reservoir levels, or if San Francisco Public Utilities Commission calls for Phase III conservation measures, the District shall adopt a resolution that implements the following measures:

- 1. Declare a state of emergency for the District service area until such time that the District determines that conditions no longer merit Phase III conservation measures; and
- 2. Identify a water reduction goal of twenty percent (20%); and
- 3. Immediately implement the following Phase III conservation measures:
 - i. All measures identified in Phase II.
 - ii. Establish a Phase III water reduction goal based on the severity of the emergency for approval by the District.
 - a. If the San Francisco Public Utilities Commission has declared Phase III conservation measures, the District's water reduction goal must match or exceed the water reduction goal identified by the San Francisco Public Utilities Commission. The water reduction goal will be defined as a percentage reduction of the prior year's water usage and may be updated as conditions change.
 - b. The meeting to consider the resolution adopting the Phase III measures shall be a public hearing providing customers the opportunity to be heard regarding the declaration of water shortage emergency conditions.
 - iii. Landscape watering restrictions:
 - a. Watering of lawns, gardens and other outdoor vegetation by use of irrigation systems, hoses, faucets or other outlets connected to the public water supply is prohibited, unless specified otherwise below.
 - b. Individual garden plants or trees may be irrigated only by the use of buckets, containers or properly maintained irrigation drip systems.
 - c. Watering lawns is allowed whenever the water reduction goal is forty percent (40%) or less.
 - iv. Landscape watering allowed under this section may only be undertaken at the following times:

- a. Properties with addresses ending in an even number may irrigate only on Tuesday and Thursday.
- b. Properties with addresses ending in an odd number may irrigate only on Wednesday and Friday.
- c. Irrigation may occur only between 7:00 p.m. and 9:00 a.m.
- v. Irrigation which results in water running onto driveways, gutters, streets, adjoining property, and/or any other water runoff is prohibited.
- vi. Washing of cars, boats, trailers, equipment or other vehicles by hose or by use of water directly from faucets or outlets connected to the public water supply is prohibited. Washing such vehicles may occur at District approved commercial washing facilities that utilize water recycling capabilities.
- vii. Washing of sidewalks, walkways, driveways, patios, parking lots, graveled areas, tennis courts or other hard-surfaced areas, including residential and commercial establishments, by hose or by use of water from faucets or other outlets connected to the public water supply is prohibited.
- viii. New construction service applications shall be granted upon condition that water shall be used only for interior purposes and landscaping that does not require watering. Any landscaping requiring the use of water shall be delayed until repeal of Phase III restrictions.
- ix. Use of water in decorative fountains, pools, recreational ponds and the like shall be limited to the minimum necessary to preserve aquatic life if present.
- x. Use of water for dust control, earth compaction, and other outdoor construction activities is prohibited.
- xi. Filling of new or existing swimming pools, spas and recreation ponds is prohibited.
- xii. Fire hydrants shall be used only for emergency purposes.
- xiii. Leak restrictions:
 - a. Allowing any plumbing system leak to remain un-repaired, without reasonable cause as determined by the District, for seven calendar days following written notification by the District is prohibited.
 - b. Failure to repair leaks as specified is subject to the following special enforcement:
 - 1. Water service will be shut off until such time that leak(s) are repaired.
 - 2. Reinstatement of water service will be subject to the fees listed on the District's most current rate schedule.
- xiv. Excessive Water Use:
 - a. Excessive water use, without reasonable cause as determined by the District, is prohibited.

- b. Excessive water use is defined as monthly water use that exceeds a certain percentage of the prior year’s usage for the same month. This percentage varies based on the reduction goal and is determined by the following chart:

Reduction Goal	Excessive Use Percentage
20% to 25%	90%
30% to 35%	85%
40% to 45%	80%
50%	75%

If the reduction goal is 40%, excessive water use is monthly use that exceeds 80% of last year’s monthly use.

- c. Monthly water use less than 4,000 gallons will not be considered excessive
- d. Commercial and industrial customers may contact the District to discuss the individual water needs required to maintain their business.
- e. Excessive water use is subject to the following special enforcement:
 1. First Violation: Customer will receive a written warning from the District that a further violation will result in water restrictions and penalties.
 2. Second Violation: Payment of \$50 penalty.
 3. Third Violation: Payment of a \$100 penalty and customer’s service will be restricted by a flow restriction device for 30 days.
 4. Fourth Violation: Payment of a \$500 penalty and customer’s water service will be restricted by a flow restriction device until the District repeals the state of emergency, threat of emergency or shortage.
 5. Continued Violation: Payment of a \$500 penalty and continued water service restriction. The District may, in its discretion, pursue misdemeanor charges pursuant to Water Code Section 71644 which may result in imprisonment in the county jail for not more than 30 days, or by fine not exceeding \$600, or by both.

D. Phase IV – Mandatory Conservation Measures for Extreme Emergency. Upon the findings of the Board of Directors in accordance with Section 18.03 that an extreme emergency or water shortage exists based on forecasted precipitation, snowpack and reservoir levels, or an emergency event, or if San Francisco Public Utilities Commission calls for Phase IV conservation measures, the District shall adopt a resolution that implements the following measures:

1. Declare a state of emergency for the District service area until such time that the District Board of Directors determines that conditions no longer merit Phase III conservation measures; and
2. Identify a water reduction goal of up to fifty percent (50%); and
3. Immediately implement the following Phase IV conservation measures:
 - i. All measures identified in Phase III.
 - ii. Establish a Phase IV water reduction goal based on the severity of the emergency for approval by the District.
 - a. If the San Francisco Public Utilities Commission has declared Phase IV conservation measures, the District's water reduction goal must match or exceed the water reduction goal identified by the San Francisco Public Utilities Commission. The water reduction goal will be defined as a percentage reduction of the prior year's water usage and may not exceed fifty 50%. The water reduction goal may be updated as conditions change.
 - b. The meeting to consider the resolution adopting the Phase IV measures shall be a public hearing providing customers for the opportunity to be heard regarding the declaration of water shortage emergency conditions.
 - iii. Immediately notify appropriate media outlets, and post local road signage notifying the public of the current water use restrictions.
 - iv. Landscape/outdoor watering by hose or by use of water directly from faucets or outlets connected to the public water supply shall be strictly prohibited.
 - v. Excessive Water Use:
 - a. Excessive water use, without reasonable cause as determined by the District, is prohibited.
 - b. Excessive water use is defined as monthly water use that exceeds a certain percentage of the prior year's usage for the same month. The percentage varies based on the reduction goal and is determined by the following chart:

Reduction Goal	Excessive Use Percentage
20%	90%
25%	85%
30%	80%
35%	75%
40%	70%
45%	65%
50%	60%

If the reduction goal is 40%, excessive water use is monthly use that exceeds 70% of last year's monthly use.

- c. Monthly water use less than 4,000 gallons will not be considered excessive.
- d. Commercial and industrial customers may contact the District to discuss the individual water needs required to maintain their business.
- f. Excessive water use is subject to the following special enforcement:
 - 1. First Violation: Customer will receive a written warning from the District that a further violation will result in water restrictions and penalties.
 - 2. Second Violation: Payment of a \$50 penalty and customer's service will be restricted by a flow restriction device for 30 days.
 - 3. Third Violation: Payment of a \$100 penalty and customer's water service will be restricted by a flow restriction device until the District repeals the state of emergency, threat of emergency, or shortage.
 - 4. Fourth Violation: Payment of a \$500 penalty and continued water service restriction.
 - 5. Continued Violation: Payment of a \$500 penalty and continued water service restriction. The District may, in its discretion, pursue misdemeanor charges pursuant to Water Code Section 71644 which may result in imprisonment in the county jail for not more than 30 days, or by fine not exceeding \$600, or by both.

Section 18.05. Request for Increase in Allocation.

- A. All applicants for an increase in allocation during a declared water shortage emergency must submit an application in writing to the District on an application form provided by the General Manager.
- B. The General Manager will review all written requests for increased allocations and the General Manager shall determine if the application is approved, approved with modification, or denied.
- C. All residential applicants for an additional allocation based on additional person residing at the residence shall show proof of residency for all residents at the property.
- D. Water allocations may be adjusted by the General Manager upon written application where the requested adjustment is found to be reasonably necessary. Factors for consideration shall include without limitation:

1. Additional people residing full time at the residence.
 2. Unusual medical needs.
 3. Change of property use.
 4. Where a District audit of nonresidential customer's water-using appliances and usage shows that all reasonable conservation measures are being employed and the applicant provides a conservation plan demonstrating the measures employed and compliance with the plan.
 5. Where a nonresidential customer has demonstrated growth in business volume over the base year in providing a water-related service to the public, the allocation may be adjusted at the discretion of the General Manager.
 6. Hospitals, health care facilities, nursing care facilities, health clinics, and similar users may be excepted from the percentage reductions provided that a water conservation plan demonstrating reductions in consumption to the maximum extent feasible without jeopardizing patient care is approved by the General Manager.
- E. A decision in writing shall be mailed to the applicant within fifteen (15) days of the receipt of the application.

Section 18.06. Appeals.

- A. Procedure. Any customer may appeal for reconsideration the General Manager's written decision under Section 18.05 of this article for an increase in allocation. Appeals for reconsideration shall be processed as set forth below.
1. Any customer appealing for reconsideration of the classification or allocation shall do so in writing to the General Manager by either using forms provided by the District or by letter setting forth in detail the reasons for the appeal.
 2. The appeal for reconsideration shall be reviewed by the General Manager and a site visit scheduled if required. The General Manager shall also notice a hearing by regular mail within whereby the applicant may present their arguments. The notice of hearing to the applicant identifying the date, time and location of the hearing shall be deposited into the U.S. mailed at least 7 calendar days before the hearing.
 3. The General Manager shall issue a written decision on the appeal with his/her decision within 10 days of the hearing.
 4. If an appeal for reconsideration is sustained, a condition of approval may include a requirement for the installation of water efficient plumbing fixtures and/or irrigation systems.
 5. If an applicant disagrees with the General Manager's decision, the decision may be appealed in the same procedural manner as specified in Subsection (a) of this section to the Board of Directors. If an appeal to the Board of Directors is requested, the customer shall be notified of a hearing date by mail. Such hearing shall be scheduled within thirty (30) days of filing the

appeal. A decision shall be forwarded to the applicant within fifteen (15) days after completion of the hearing.

- B. Each appeal to the Board of Directors shall be accompanied by the payment of an appeal fee in an amount set by resolution of the Board of Directors from time to time to defray the costs of the appeal to the District.

Section 18.07. New Connections Requirements.

All applicants for new water service connections for new construction shall be required to furnish proof of installation in residential, commercial and/or industrial buildings of ultra-low flow toilets with a maximum tank size or flush capacity of 1.6 gallons and shower heads with a maximum flow capacity of 3 gallons per minute.

Section 18.08. Financial Assistance.

The District may request that federal and state agencies provide financial and other assistance to residents, water suppliers, water rights holders, ranchers, farmers, business owners and any local governments who are harmed by the drought emergency in its territorial limits to help them mitigate the effects of the persistent drought conditions.”

Section 3. Effective Date; Transitional Clause. This Ordinance shall take effect thirty days after adoption as provide by Government Code Section 36937. However, any claim that would have been timely if presented on the day before this Ordinance becomes effective which claim would be untimely under the requirements of this Ordinance may, notwithstanding this Ordinance, be presented not later than the 45th day after the adoption of this Ordinance.

Section 4. Certification. The Secretary of the Board shall certify the passage and adoption of this Ordinance and shall cause the same to be published according to law.

Section 5. Publication. Within 15 days after its final passage, the Secretary of the Board shall cause this Ordinance to be published, and the ordinance posted in full, in accordance with California Government Code Section 25124.

Passed and adopted at the regular meeting of the Board of Directors of the Groveland Community Services District on May ____, 2014, by the following votes:

AYES:

NOS:

ABSENT:

ABSTAIN:

_____, Chairman of the Board
Groveland Community Services District

ATTEST:

By: Jon Sterling, General Manager

_____, District Secretary
Groveland Community Services District

Appendix I
NOTICE OF PUBLIC HEARING
(not included in this Draft Version)

Appendix J
ADOPTING RESOLUTION
(not included in this Draft Version)

Appendix K
UWMP COMPLETION CHECKLIST

Checklist Arranged by Subject

CWC Section	UWMP Requirement	Subject	Guidebook Location	UWMP Location
10620(b)	Every person that becomes an urban water supplier shall adopt an urban water management plan within one year after it has become an urban water supplier.	Plan Preparation	Section 2.1	Sec. 2.2, Page 5
10620(d)(2)	Coordinate the preparation of its plan with other appropriate agencies in the area, including other water suppliers that share a common source, water management agencies, and relevant public agencies, to the extent practicable.	Plan Preparation	Section 2.5.2	Sec. 2.5.2, Page 9
10642	Provide supporting documentation that the water supplier has encouraged active involvement of diverse social, cultural, and economic elements of the population within the service area prior to and during the preparation of the plan.	Plan Preparation	Section 2.5.2	Appendix C
10631(a)	Describe the water supplier service area.	System Description	Section 3.1	Sec. 3.1 Page 11
10631(a)	Describe the climate of the service area of the supplier.	System Description	Section 3.3	Sec. 3.3. Page 12
10631(a)	Provide population projections for 2020, 2025, 2030, and 2035.	System Description	Section 3.4	Sec. 3.4 Page 13
10631(a)	Describe other demographic factors affecting the supplier's water management planning.	System Description	Section 3.4	Sec. 3.4 Page 13
10631(a)	Indicate the current population of the service area.	System Description and Baselines and Targets	Sections 3.4 and 5.4	Sec. 3.4 Table 3-3 & Sec. 5.4 Table 5-1
10631(e)(1)	Quantify past, current, and projected water use, identifying the uses among water use sectors.	System Water Use	Section 4.2	Sec. 4.3. Tables 4-1, 4-3 & 4-4
10631(e)(3)(A)	Report the distribution system water loss for the most recent 12-month period available.	System Water Use	Section 4.3	Sec. 4.4. Table 4-5
10631.1(a)	Include projected water use needed for lower income housing projected in the service area of the supplier.	System Water Use	Section 4.5	Sec. 4.6. Table 4-7

10608.20(b)	Retail suppliers shall adopt a 2020 water use target using one of four methods.	Baselines and Targets	Section 5.7 and App E	Sec. 5.7.1. Page 30 & App F
10608.20(e)	Retail suppliers shall provide baseline daily per capita water use, urban water use target, interim urban water use target, and compliance daily per capita water use, along with the bases for determining those estimates, including references to supporting data.	Baselines and Targets	Chapter 5 and App E	Ch. 5 & App F
10608.22	Retail suppliers' per capita daily water use reduction shall be no less than 5 percent of base daily per capita water use of the 5 year baseline. This does not apply if the suppliers base GPCD is at or below 100.	Baselines and Targets	Section 5.7.2	Sec. 7.7.2. Table 5-5 & App. F
10608.24(a)	Retail suppliers shall meet their interim target by December 31, 2015.	Baselines and Targets	Section 5.8 and App E	Sec. 5.7.3. Table 5-6 & App. F
1608.24(d)(2)	If the retail supplier adjusts its compliance GPCD using weather normalization, economic adjustment, or extraordinary events, it shall provide the basis for, and data supporting the adjustment.	Baselines and Targets	Section 5.8.2	Section 5.8.2
10608.36	Wholesale suppliers shall include an assessment of present and proposed future measures, programs, and policies to help their retail water suppliers achieve targeted water use reductions.	Baselines and Targets	Section 5.1	N/A
10608.40	Retail suppliers shall report on their progress in meeting their water use targets. The data shall be reported using a standardized form.	Baselines and Targets	Section 5.8 and App E	Sec. 5.8. Table 5-8 & App. F
10631(b)	Identify and quantify the existing and planned sources of water available for 2015, 2020, 2025, 2030, and 2035.	System Supplies	Chapter 6	Ch. 6 Pages 31-46
10631(b)	Indicate whether groundwater is an existing or planned source of water available to the supplier.	System Supplies	Section 6.2	Sec. 6.2. Page 31
10631(b)(1)	Indicate whether a groundwater management plan has been adopted by the water supplier or if there is any other specific authorization for groundwater management. Include a copy of the plan or authorization.	System Supplies	Section 6.2.2	Sec. 6.2.2. Pages 31-32

10631(b)(2)	Describe the groundwater basin.	System Supplies	Section 6.2.1	Sec. 6.2.1. Page 36
10631(b)(2)	Indicate if the basin has been adjudicated and include a copy of the court order or decree and a description of the amount of water the supplier has the legal right to pump.	System Supplies	Section 6.2.2	Sec. 6.2.1. Page 31
10631(b)(2)	For adjudicated basins, indicate whether or not the department has identified the basin as over drafted, or projected to become over drafted. Describe efforts by the supplier to eliminate the long-term overdraft condition.	System Supplies	Section 6.2.3	Section 6.2.3 Page 32
10631(b)(3)	Provide a detailed description and analysis of the location, amount, and sufficiency of groundwater pumped by the urban water supplier for the past five years	System Supplies	Section 6.2.4	Sec. 6.2.4. Page 32
10631(b)(4)	Provide a detailed description and analysis of the amount and location of groundwater that is projected to be pumped.	System Supplies	Sections 6.2 and 6.9	Sec. 6.2. & 6.9. Table 6-8
10631(d)	Describe the opportunities for exchanges or transfers of water on a short-term or long-term basis.	System Supplies	Section 6.7	Sec. 6.7. Page 42
10631(g)	Describe the expected future water supply projects and programs that may be undertaken by the water supplier to address water supply reliability in average, single-dry, and multiple-dry years.	System Supplies	Section 6.8	Sec. 6.8. Page 43
10631(i)	Describe desalinated water project opportunities for long-term supply.	System Supplies	Section 6.6	Sec. 6.6. Page 42
10631(j)	Retail suppliers will include documentation that they have provided their wholesale supplier(s) – if any - with water use projections from that source.	System Supplies	Section 2.5.1	Section 2.5.1 Table 2-4
10631(j)	Wholesale suppliers will include documentation that they have provided their urban water suppliers with identification and quantification of the existing and planned sources of water available from the wholesale to the urban supplier during various water year types.	System Supplies	Section 2.5.1	N/A

10633	For wastewater and recycled water, coordinate with local water, wastewater, groundwater, and planning agencies that operate within the supplier's service area.	System Supplies (Recycled Water)	Section 6.5.1	Sec. 6.5.1. Page 34
10633(a)	Describe the wastewater collection and treatment systems in the supplier's service area. Include quantification of the amount of wastewater collected and treated and the methods of wastewater disposal.	System Supplies (Recycled Water)	Section 6.5.2	Sec. 6.5.2. Pages 34-37
10633(b)	Describe the quantity of treated wastewater that meets recycled water standards, is being discharged, and is otherwise available for use in a recycled water project.	System Supplies (Recycled Water)	Section 6.5.2.2	Sec. 6.5.2. Pages 34-37
10633(c)	Describe the recycled water currently being used in the supplier's service area.	System Supplies (Recycled Water)	Section 6.5.3 and 6.5.4	Sec. 6.5.4. Table 6-4
10633(d)	Describe and quantify the potential uses of recycled water and provide a determination of the technical and economic feasibility of those uses.	System Supplies (Recycled Water)	Section 6.5.4	Sec. 6.5.4. Table 6-4
10633(e)	Describe the projected use of recycled water within the supplier's service area at the end of 5, 10, 15, and 20 years, and a description of the actual use of recycled water in comparison to uses previously projected.	System Supplies (Recycled Water)	Section 6.5.4	Sec. 6.5.4. Table 6-4
10633(f)	Describe the actions which may be taken to encourage the use of recycled water and the projected results of these actions in terms of acre-feet of recycled water used per year.	System Supplies (Recycled Water)	Section 6.5.5	Sec. 6.5.5. Page 41
10633(g)	Provide a plan for optimizing the use of recycled water in the supplier's service area.	System Supplies (Recycled Water)	Section 6.5.5	Sec. 6.5.5. Page 41
10620(f)	Describe water management tools and options to maximize resources and minimize the need to import water from other regions.	Water Supply Reliability Assessment	Section 7.4	Sec. 7.4. Pages 49-51
10631(c)(1)	Describe the reliability of the water supply and vulnerability to seasonal or climatic shortage.	Water Supply Reliability Assessment	Section 7.1	Sec. 7.2. Pages 47-48

10631(c)(1)	Provide data for an average water year, a single dry water year, and multiple dry water years	Water Supply Reliability Assessment	Section 7.2	Sec. 7.3. Pages 48-49
10631(c)(2)	For any water source that may not be available at a consistent level of use, describe plans to supplement or replace that source.	Water Supply Reliability Assessment	Section 7.1	Sec. 7.2. Pages 47-48
10634	Provide information on the quality of existing sources of water available to the supplier and the manner in which water quality affects water management strategies and supply reliability	Water Supply Reliability Assessment	Section 7.1	Sec. 7.2.1. Page 47
10635(a)	Assess the water supply reliability during normal, dry, and multiple dry water years by comparing the total water supply sources available to the water supplier with the total projected water use over the next 20 years.	Water Supply Reliability Assessment	Section 7.3	Sec. 7.4. & 7.5 Pages 49-51
10632(a) and 10632(a)(1)	Provide an urban water shortage contingency analysis that specifies stages of action and an outline of specific water supply conditions at each stage.	Water Shortage Contingency Planning	Section 8.1	Sec. 8.2. Page 53-56
10632(a)(2)	Provide an estimate of the minimum water supply available during each of the next three water years based on the driest three-year historic sequence for the agency.	Water Shortage Contingency Planning	Section 8.9	Sec. 8.10. Table 8-5
10632(a)(3)	Identify actions to be undertaken by the urban water supplier in case of a catastrophic interruption of water supplies.	Water Shortage Contingency Planning	Section 8.8	Sec. 8.9. Pages 62-64
10632(a)(4)	Identify mandatory prohibitions against specific water use practices during water shortages.	Water Shortage Contingency Planning	Section 8.2	Sec. 8.3. Table 8-2
10632(a)(5)	Specify consumption reduction methods in the most restrictive stages.	Water Shortage Contingency Planning	Section 8.4	Sec. 8.5. Table 8-3
10632(a)(6)	Indicated penalties or charges for excessive use, where applicable.	Water Shortage Contingency Planning	Section 8.3	Sec. 8.4. Page 58-59
10632(a)(7)	Provide an analysis of the impacts of each of the actions and conditions in the water shortage contingency analysis on the revenues and expenditures of the urban water supplier, and proposed measures to overcome those impacts.	Water Shortage Contingency Planning	Section 8.6	Sec. 8.7. Page 61

10632(a)(8)	Provide a draft water shortage contingency resolution or ordinance.	Water Shortage Contingency Planning	Section 8.7	Sec. 8.8. & App H
10632(a)(9)	Indicate a mechanism for determining actual reductions in water use pursuant to the water shortage contingency analysis.	Water Shortage Contingency Planning	Section 8.5	Sec. 8.6. Page 61
10631(f)(1)	Retail suppliers shall provide a description of the nature and extent of each demand management measure implemented over the past five years. The description will address specific measures listed in code.	Demand Management Measures	Sections 9.2 and 9.3	Sec. 9.3. Pages 69-70
10631(f)(2)	Wholesale suppliers shall describe specific demand management measures listed in code, their distribution system asset management program, and supplier assistance program.	Demand Management Measures	Sections 9.1 and 9.3	N/A
10631(j)	CUWCC members may submit their 2013-2014 CUWCC BMP annual reports in lieu of, or in addition to, describing the DMM implementation in their UWMPs. This option is only allowable if the supplier has been found to be in full compliance with the CUWCC MOU.	Demand Management Measures	Section 9.5	N/A
10608.26(a)	Retail suppliers shall conduct a public hearing to discuss adoption, implementation, and economic impact of water use targets.	Plan Adoption, Submittal, and Implementation	Section 10.3	Sec. 10.3. Page 73-74
10621(b)	Notify, at least 60 days prior to the public hearing, any city or county within which the supplier provides water that the urban water supplier will be reviewing the plan and considering amendments or changes to the plan.	Plan Adoption, Submittal, and Implementation	Section 10.2.1	Sec. 10.2.1. Page 72
10621(d)	Each urban water supplier shall update and submit its 2015 plan to the department by July 1, 2016.	Plan Adoption, Submittal, and Implementation	Sections 10.3.1 and 10.4	Sec. 10.4. Page 74
10635(b)	Provide supporting documentation that Water Shortage Contingency Plan has been, or will be, provided to any city or county within which it provides water, no later than 60 days after the submission of the plan to DWR.	Plan Adoption, Submittal, and Implementation	Section 10.4.4	Sec. 10.4. Pages 74

10642	Provide supporting documentation that the urban water supplier made the plan available for public inspection, published notice of the public hearing, and held a public hearing about the plan.	Plan Adoption, Submittal, and Implementation	Sections 10.2.2, 10.3, and 10.5	Sec. 10.2.2., 10.3., & 10.5. & App J
10642	The water supplier is to provide the time and place of the hearing to any city or county within which the supplier provides water.	Plan Adoption, Submittal, and Implementation	Sections 10.2.1	Sec. 10.2.1. Page 72
10642	Provide supporting documentation that the plan has been adopted as prepared or modified.	Plan Adoption, Submittal, and Implementation	Section 10.3.1	Sec. 10.3.1. Pages 73-74 & App K
10644(a)	Provide supporting documentation that the urban water supplier has submitted this UWMP to the California State Library.	Plan Adoption, Submittal, and Implementation	Section 10.4.3	Sec. 10.4.2. Page 74
10644(a)(1)	Provide supporting documentation that the urban water supplier has submitted this UWMP to any city or county within which the supplier provides water no later than 30 days after adoption.	Plan Adoption, Submittal, and Implementation	Section 10.4.4	Sec. 10.4.3. Page 74
10644(a)(2)	The plan or amendments to the plan, submitted to the department shall be submitted electronically.	Plan Adoption, Submittal, and Implementation	Sections 10.4.1 and 10.4.2	Sec. 10.4.1. Page 74
10645	Provide supporting documentation that, not later than 30 days after filing a copy of its plan with the department, the supplier has or will make the plan available for public review during normal business hours.	Plan Adoption, Submittal, and Implementation	Section 10.5	Sec. 10.5. Pages 74-75