



Information Provided By

O&M Manager: Luis Melchor
 Operations Supervisor: Greg Dunn
 Maintenance Supervisor: Andrew Klein
 Administration Services Technician: Renee Van Dyk

**Operations and Maintenance Report
 July 2022**

Operations Department

Wastewater Treatment Division

Influent Totals	
Total	4.10
High	.20
Low	.10
Average	.13

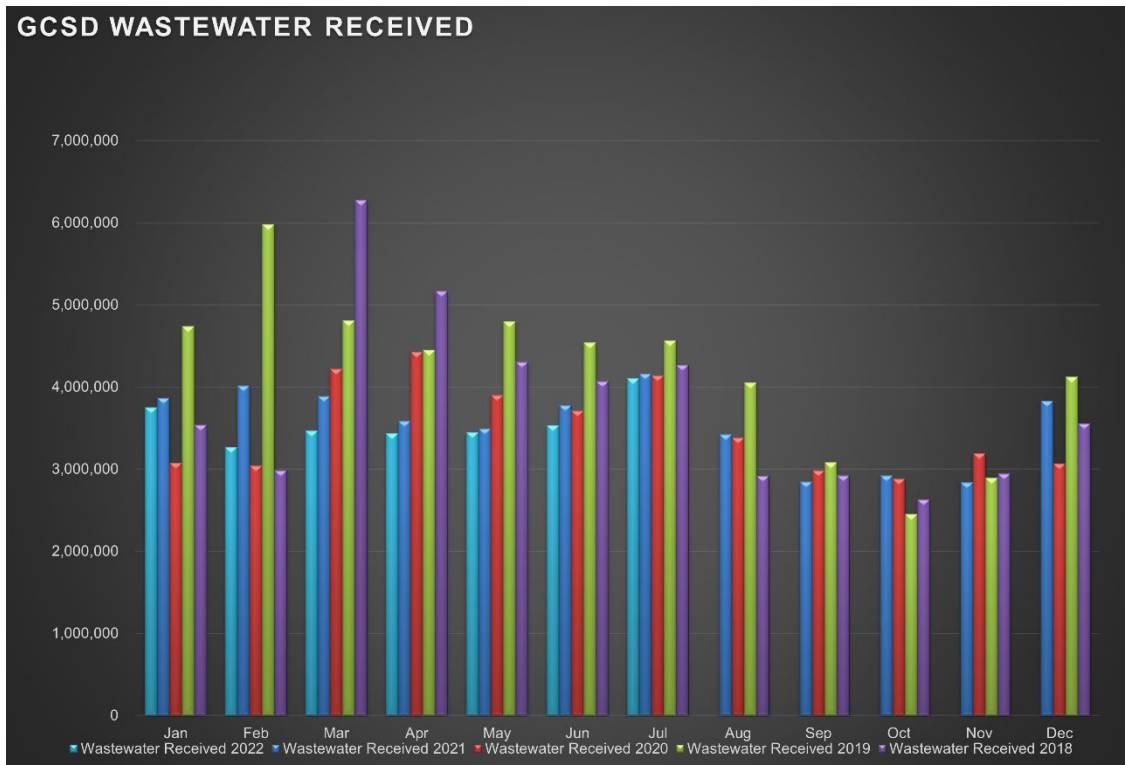
Effluent Totals	
Total	4.15
High	0.21
Low	0.1
Average	0.13

Reclamation Totals	
PML	
Spray Fields	
PML Season Total	
Spray Field Season Total	

Wasting Totals	
Total Inches	303
Total Pounds	7308
Active Accounts	1562

STP Rainfall Totals by Year During Current Month (Inches)					
Season	2022	2021	2020	2019	2018
0.00	0.00	0.00	0.00	0.02	0.00
High	High 0.00	High 0.00	High 0.00	High 0.02	High 0.00

Charted Historical Monthly Influent Totals



Wastewater Treatment Division

Routine Tasks

- Took weekly Bac-Ts and BOD of the Chlorine Contact Chamber (CCC) and sent into Alpha Lab for testing
- Completed monthly Wastewater Report and sent to the State Water Resources Control Board
- Completed daily rounds and Lab

Water Treatment Division

Routine Tasks

- Submitted monthly Water Treatment Report to State Water Resources Control Board
- Submitted monthly Conservation Report to State Water Boards
- Performed weekly checks and calibrations on all analyzers at 2G, BC, and AWS
- Performed monthly UV calibrations at 2G and BC
- Took weekly Treatment Plant samples and sent into Alpha Lab
- Monitored/sampled Distribution Tanks as needed

Maintenance Department

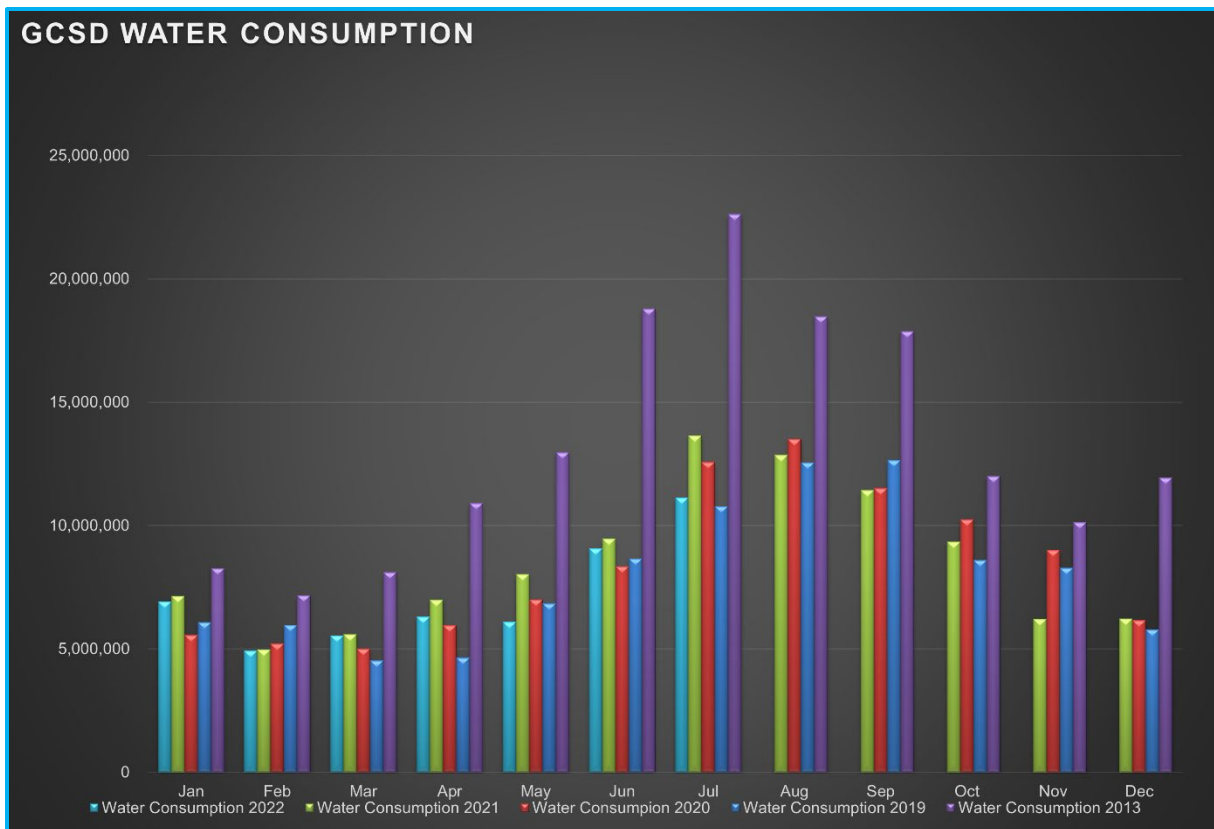
Water Distribution System Division

Meter Related Services	Total
Check / Repair Meters	6
Water Meters Installed	2
Monthly Meter Restrictions	0
Meter Changeouts	2
Tenant Final Reads	4
Re-Reads	36
Meter Turn-Offs	2
Meter Turn-Ons	1
Meter Tests	0
Total Meter Related Issues	53

Billed Consumption (Gallons)	2022	2021	2020
Residential	10,302,426	13,621,069	12,593,066
Commercial	831,216	1,007,603	N/A
Total	11,133,642	12,613,466	12,593,066

Active Accounts	3256
------------------------	------

Charted Historical Monthly Water Consumption



Water Distribution System Division

Maintenance and Repair Data

Description	Total
Water Main Leaks / Repairs	1
Water Service Line Leaks / Repairs	2
Fire Hydrant Repairs / Replacements	0
Number of Hydrants Flushed	16
Number of Dead-Ends Flushed	1
Water Valves Exercised	5
GIS Points	0

Description	Gallons
Flushing for Water Quality	59,500
Water Loss Due to Leaks / Breaks	196,250



After-Hours Calls (Hours)				
Water	Sewer	Park	Other	Total
6	3	0	0	9

Maintenance and Repair

- **Routine Tasks**
 - Read all District Water Meters
 - Customer Service Calls (Low / High Pressures, No Water, Turn-Ons / Turn-Offs, Etc.)
 - Underground Service Alert (USA) Utility Marking Program
 - Weekly Pump Station Inspections at Tank 2, Tank 4, Tank 5 (Buildings, Tanks, Motors, Pumps, Drives, Communications, Generators, and Auxiliary Equipment)
- **Tanks and Pump Stations**
- **Distribution System**
 - Dead-End flushing for Units: 1, 2, 3, 4
 - Repaired mainline leak at 20270 Pine Mountain Dr (PML Lake Lodge)
 - Repaired water service line leak at 12312 Tower Peak Ct
 - Repaired water service line leak at 20828 McKinley Way
 - Install new 1" manifold and 1" meter at U1/L169, 20000 Pleasant View Dr
 - Raise water meter box to grade on Owl Ct
 - Install auto flushers in Unit 7 and Unit 2 for Water Quality

Pictures

Water break – 20270 Pine Mountain Dr (Lake Lodge)



Sewer Lateral Repair (roots at wye) – 12709 Junipero Serra Ct



Wastewater Collection System Division

Description	Total
Manholes Inspected	37
GIS Points	0
Customer Complaint	0
Odor Complaints	0

Description	Total
Flushing/Jetting (Feet)	1550
Video Inspection (Feet)	70

Description	Total
Sanitary Sewer Spills (SSO)	0
SSO Gallons Spilled	0

Maintenance and Repair

- **Routine Tasks**
 - Weekly lift station site inspections
 - Added degreaser and odor control to lift stations
- **Lift Stations**
 - Cleaned: LS9, LS10, LS11, LS12, LS13
- **Collection System**
 - Inspected Manholes: Groveland
 - Flushed/Jetted gravity sewer line areas (See data above):
 - Repair sewer lateral (roots) 10971 Black Rd
 - Repair sewer lateral (roots) on 12709 Junipero Serra Dr
 - Assist Moyle Excavation with sewer bypass from LS16 for CIP Project.
 - Encroachment Inspection: 12733 Junipero Serra Ct
 - Investigate odor complaint and treat MH with sweetener at Dunn Ct.

Parks Division

Maintenance and Repair

- **Mary Laveroni Community Park**
 - Landscape Maintenance
 - Movies in the Park 07/15
 - Wedding 07/23
- **Ballfield & Dog Park**

General Maintenance Division

Maintenance By Department

- **Operations Department**

- 2G Water Treatment Plant
 - Remove booster pump for rebuild.
- Big Creek Water Treatment Plant
 - Install new shroud on lime mixing room
- AWS
 - Inspect and run generator at operating temperatures
- STP
 - Begin fabrication of E-basin aerators

- **Maintenance Department**

- Equipment
 - Repair Pump 2 (leaking) check valve at LS16
 - Replace and calibrate pressure transducer at LS 16
 - Recalibrate setpoints at LS12 for more efficient operation.
 - Replace UPS battery at LS11
 - Test pump cycles, cleaned pressure transducer, and adjusted setpoints and at LS1.
 - Test pump cycles, rescaled pressure transducer and adjusted setpoints and at LS15.
- Vehicles
 - 40606: Cleaned water temp sender, replaced camshaft actuator connector.
 - 20350: Inspect and run at operating temperatures
 - 20420: Inspect and run at operating temperatures
 - 20760: Inspect and run at operating temperatures
 - 21930: Inspect and run at operating temperatures
 - 20340: Inspect and run at operating temperatures
- Buildings & Yard
 - General yard cleanliness.

Contracted Work

- Moyle Excavation
 - Sanitary Sewer Replacement CIP project continuing

Workplace Safety and Training

- Routine Safety Meetings
 - 1) Daily Tailgate Meetings
 - 2) Weekly Safety Meetings
 - 3) Weekly Security Checks
 - 4) Weekly Vehicle Inspection