



Information Provided By

O&M Manager: Luis Melchor
 Operations Supervisor: Stacy Billings
 Maintenance Supervisor: Andrew Klein
 Administration Services Technician: Rachel Pearlman
 Utility Billing Specialist: Meghan Atkins

**Operations and Maintenance Report
 March 2025**

Operations Department

Wastewater Treatment Division

Influent Totals	
Total	6.01
Average	0.19
High	0.32
Low	0.14

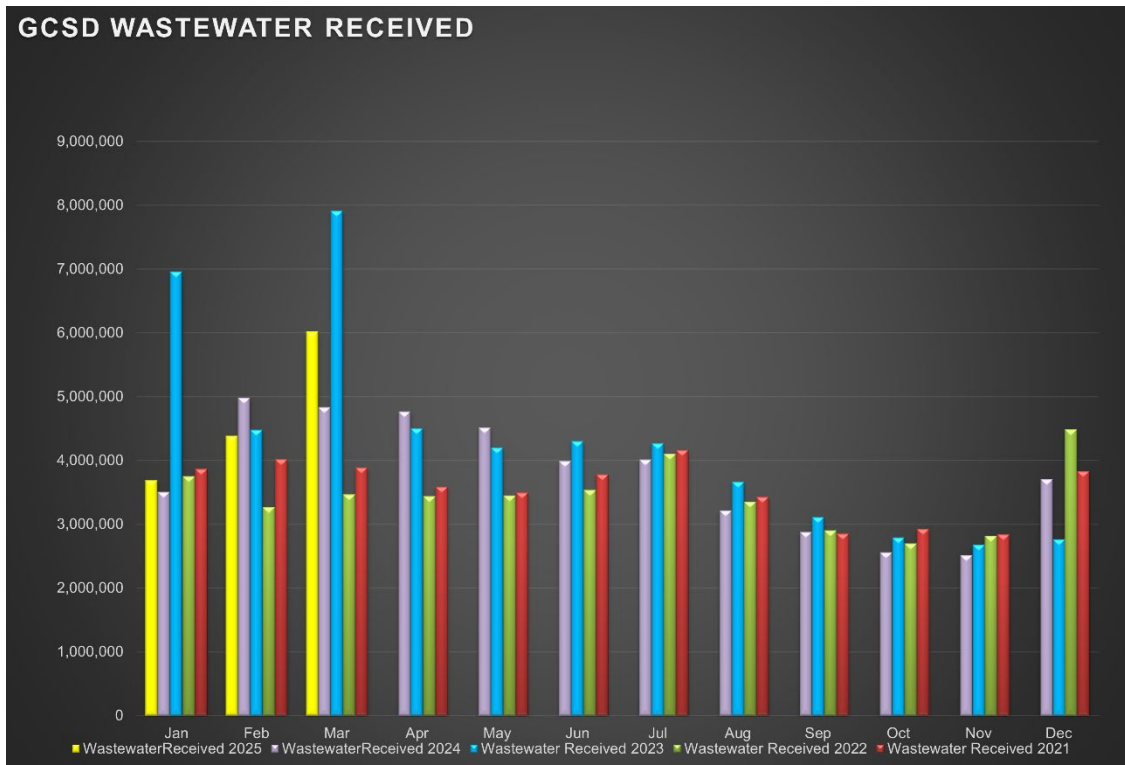
Effluent Totals	
Total	6.30
Average	0.20
High	0.36
Low	0.13

Reclamation Totals	
PML	
Spray Fields	
PML Season Total	
Spray Field Season Total	

Wasting Totals	
Total Inches	292
Total Pounds	4012
Active Accounts	1571

STP Rainfall Totals by Year During Current Month (Inches)					
Season	2025	2024	2023	2022	2021
	31.56	10.47	10.09	15.91	3.00
	High 2.00	High 3.59	High 2.80	High 0.33	1.10

Charted Historical Monthly Influent Totals



Wastewater Treatment Division

Routine Tasks

- Took weekly Bac-Ts and BOD of the Chlorine Contact Chamber (CCC) and sent into Alpha Lab for testing.
- Completed monthly Wastewater Report and sent to the State Water Resources Control Board
- Completed daily rounds and Lab.

Water Treatment Division

Routine Tasks

- Submitted monthly Water Treatment Report to State Water Resources Control Board
- Submitted monthly Conservation Report to State Water Boards
- Performed weekly checks and calibrations on all analyzers at 2G, BC, and AWS
- Performed monthly UV calibrations at 2G and BC.
- Took weekly Treatment Plant samples and sent them into Alpha Lab
- Monitored/sampled Distribution Tanks as needed.

Maintenance Department

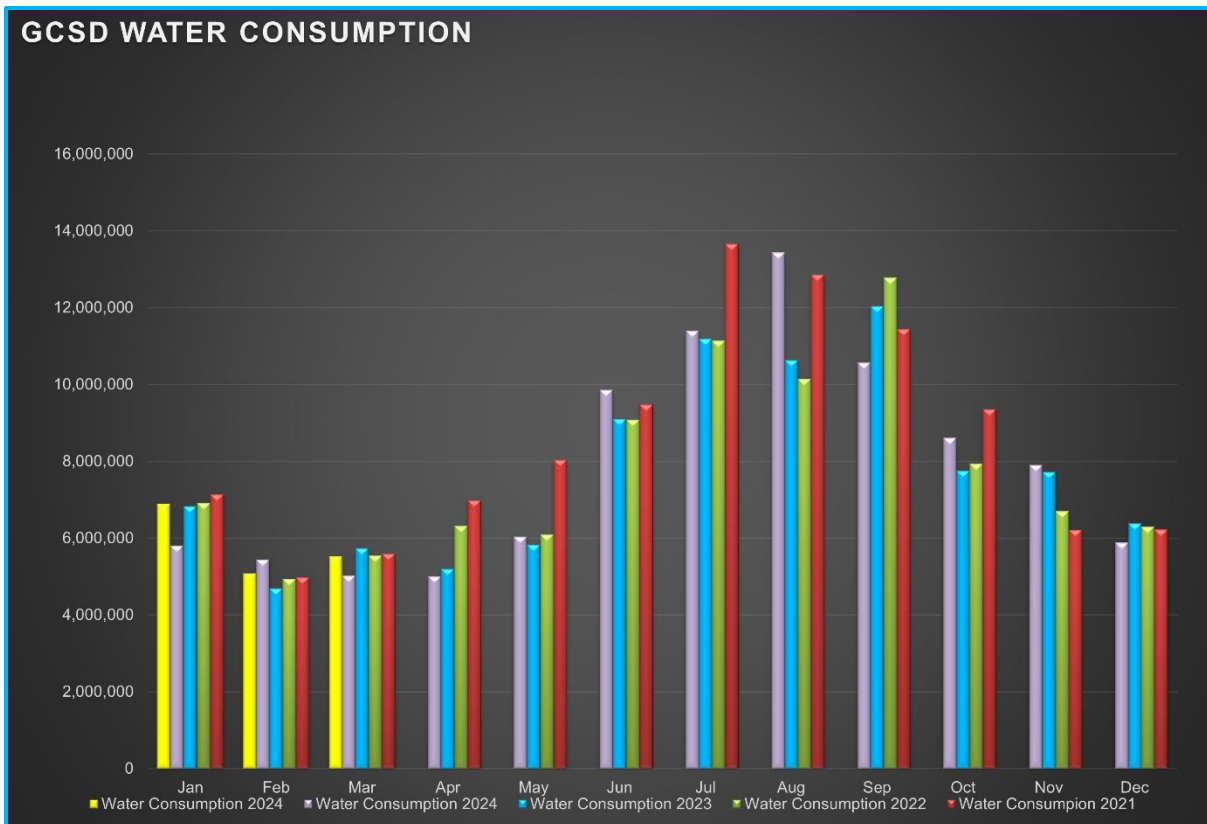
Water Distribution System Division

Meter Related Services	Total
Check / Repair Meters	4
Water Meters Installed	0
Meter Lock offs	9
Meter Changeouts	1
Tenant Final Reads	0
Re-Reads	13
Unusual Consumption	16
Meter Turn-Offs	1
Meter Turn-Ons	4
Meter Tests	1
Winterize Meter	0
Zero Read Meter Tests	0
Color/Taste/Odor/PSI Complaints	2
Total Meter Related Issues	51

Billed Consumption (Gallons)	2025	2024	2023
Residential	4,278,968	4,734,872	5,370,717
Commercial	1,238,061	289,438	357,128
Total	5,517,029	5,024,310	5,727,845

Active Accounts	3275
------------------------	------

Charted Historical Monthly Water Consumption



Maintenance and Repair Data

Description	Total
Water Main Leaks / Repairs	0
Water Service Line Leaks / Repairs	0
Fire Hydrant Repairs / Replacements	0
Number of Hydrants Flushed	38
Number of Dead-Ends Flushed	31
Water Valves Exercised	0
GIS Points	0

Description	Gallons
Flushing for Water Quality	37,600
Water Loss Due to Leaks / Breaks	0

After-Hours Calls (Hours)				
Water	Sewer	Park	Other	Total
9	3	1	0	13

Maintenance and Repair

- **Routine Tasks**
 - Read all District Water Meters
 - Customer Service Calls (Low / High Pressures, No Water, Turn-Ons / Turn-Offs, Etc.)
 - Underground Service Alert (USA) Utility Marking Program
 - Weekly Pump Station Inspections at Tank 2, Tank 4, Tank 5 (Buildings, Tanks, Motors, Pumps, Drives, Communications, Generators, and Auxiliary Equipment)
 - Lock offs for non-payment.
 - Unusual Usage Meter Reads.

- **Tanks and Pump Stations**
 - Rodent control at Tank 4.
 - Rodent control at Tank 2.

- **Distribution System**
 - Dead end flushing.
 - R&R water meter box at 21107 Hemlock St.
 - R&R water meter box at 12750 Mueller Dr.

Pictures

Wastewater Collection System Division

Description	Total
Manholes Inspected	120
GIS Points	0
Customer Complaint	2
Odor Complaints	0

Description	Total
Flushing/Jetting (Feet)	1025
Video Inspection (Feet)	805

Description	Total
Sanitary Sewer Spills (SSO)	0
SSO Gallons Spilled	0

Maintenance and Repair

- **Routine Tasks**
 - Weekly lift station site inspections (PMCS)
 - Added degreaser and odor control to lift stations.
- **Lift Stations**
 - Manhole Inspections: LS2, LS16 breakover.
 - Lift Station cleaning: LS9, LS10, LS11, LS12.
 - Remove roots and debris found during manhole inspections.
 - Maintain odor control chemical dosing pumps at LS6, LS8, LS11, LS13.
 - Exercised and tested generator system at all lift stations.
 - Replaced electrical lug connections at LS6.
- **Collection System**
 - Flushed/Jetted gravity sewer line areas.
 - Tenaya to STP, Bass Pond, monthly manhole inspections.
 - Camera sewer main to locate and mark at U3/L322.
- **Sewer Treatment Plant**
 - Landscape/remove dirt and debris from reservoir 2 dam base.
 - Rodent control.
 - Cleaned flume from debris/dirt.

Pictures

General Maintenance Division

Maintenance By Department

- **Operations Department**



- 2G Water Treatment Plant
 - Installed new wires for flow meter.
 - Installed new lime flush/return line.
 - Installed new solenoid valve.
 - Rodent control.
- Big Creek Water Treatment Plant
 - Installed new turbine.
 - Turbine testing.
 - Installed 2nd chlorine generator.
- Butler Bypass Pump Station
- AWS
 - Delivered 12.5% hypochlorite barrels.
 - R&R air valves.
- STP
 - R&R screens for headworks.
 - Training on screens for headworks.
 - Installed new lighting for chlorine contact basin, press and drying beds.

- **Maintenance Department**

- Equipment
 - Shop maintenance and cleaning.
 - Monthly inspect and run at operating temperatures...
 - Rain for Rent, Sullair, Vactron, Cement mixer, Light Tower, STP generator, Dunn Ct Generator, AWS Generator, Standby Generator, Highlands Generator.
- Vehicles
 - 70783: 90 day inspection.
 - 70781: Engine repair.
 - 52235: R&R on transfer tank.
 - 52438: R&R back up alarm.
- Buildings & Yard
 - General yard cleanliness.
 - Vegetation management.

Pictures

Firehouse kitchen upgrade.



Parks Division
Maintenance and Repair

- **Mary Laveroni Community Park**
 - Landscape Maintenance.
 - Poured concrete for new sign footings.

- **Ballfield & Dog Park**
 - Herbicide treatment of infield and warning track.
 - Landscape Maintenance.

Contracted Work

- **Njirich Construction**
 - Water main extension – Harper Rd.
 - Tank 5 site work for new tank.

Workplace Safety and Training

- **Routine Safety Meetings**
 - Daily Tailgate Meetings
 - Weekly Safety Meetings
 - Weekly Security Checks
 - Weekly Vehicle Inspection